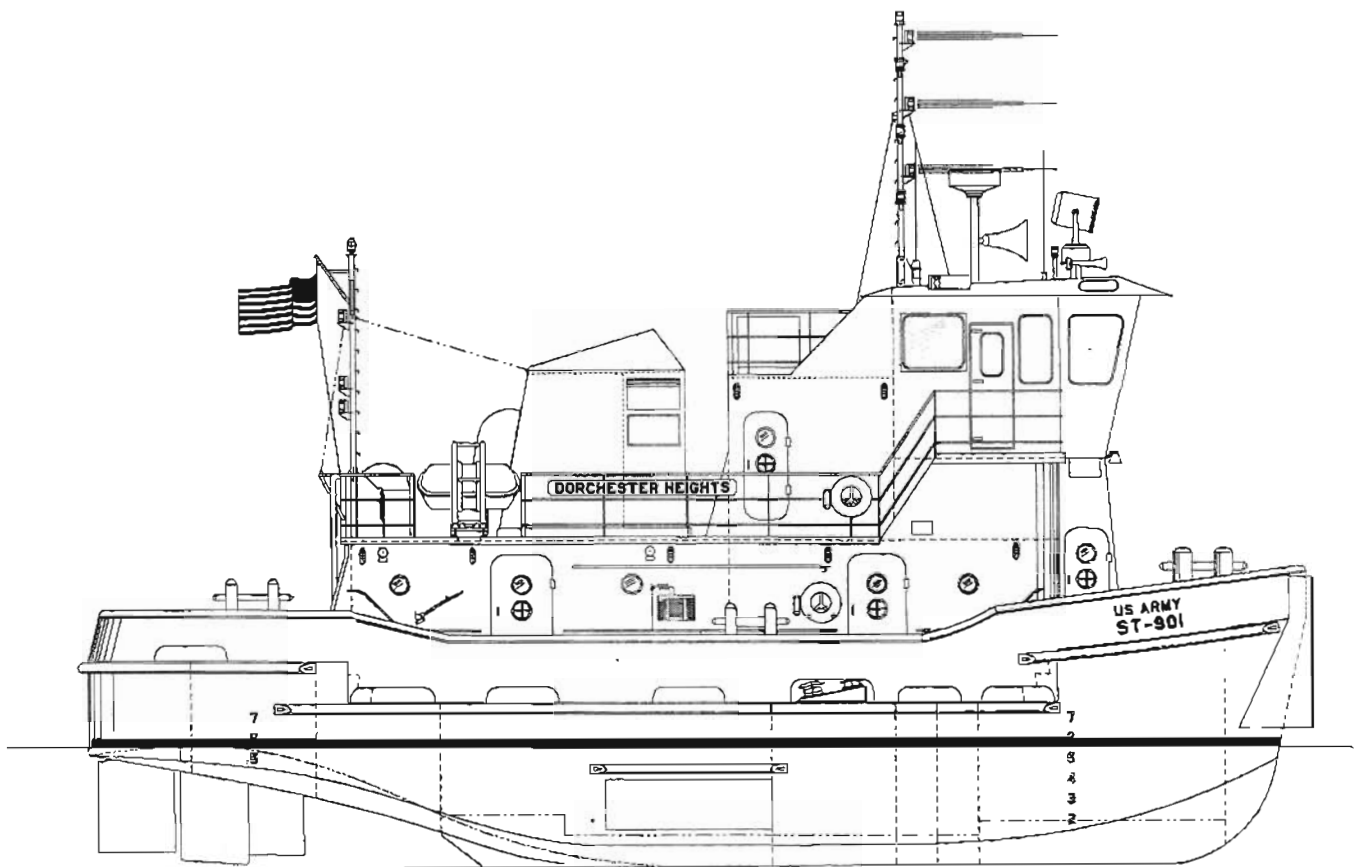


TM55-1925-236-24P

TECHNICAL MANUAL

UNIT, DIRECT SUPPORT AND GENERAL SUPPORT MAINTENANCE REPAIR PARTS AND SPECIAL TOOLS LIST

SMALL TUG (NSN 1925-01-435-1713)



DISTRIBUTION STATEMENT A: Approved for public release; distribution is unlimited.

HEADQUARTERS, DEPARTMENT OF THE ARMY

20 JULY 2002

TECHNICAL MANUAL

55-1925-236-24P

HEADQUARTERS
DEPARTMENT OF THE ARMY
WASHINGTON, D.C., 20 JULY 2002

UNIT, DIRECT SUPPORT AND GENERAL SUPPORT
MAINTENANCE REPAIR PARTS AND SPECIAL TOOLS LIST (RPSTL)

FOR
SMALL TUG
NSN 1925-01-435-1713
Current as of 10 May 2002

REPORTING OF ERRORS AND RECOMMENDING IMPROVEMENTS

You can help improve this manual. If you find any mistakes or if you know of a way to improve the procedures, please let us know. Submit your DA Form 2028-2 (Recommended Changes to Equipment Technical Publications), through the Internet, on the Army Electronic Product Support (AEPS) website. The Internet address is <http://aeps.ria.army.mil>. If you need a password, scroll down and click on "ACCESS REQUEST FORM". The DA Form 2028 is located in the ONLINE FORMS PROCESSING section of the AEPS. Fill out the form and click on SUBMIT. Using this form on the AEPS will enable us to respond quicker to your comments and better manage the DA Form 2028 program. You may also mail, fax or email your letter, DA Form 2028, or DA Form 2028-2 direct to: Commander, U.S. Army Tank-automotive and Armaments Command, ATTN: AMSTA-AC-NML, Rock Island, IL 61299-7630. The email address is amsta-ac-nml@ria.army.mil. The fax number is DSN 793-0726 or Commercial (309) 782-0726.

DISTRIBUTION STATEMENT A: Approved for public release; distribution is unlimited.

TABLE OF CONTENTS

	<i>Page</i>
Section I. Introduction.....	1
Section II. Repair Parts List.....	1-1
Group: 0101.....	1-1
Group: 0102.....	2-1
Group: 0103.....	3-1
Group: 0104.....	3-1
Group: 0105.....	4-1
Group: 0106.....	5-1
Group: 0107.....	5-1
Group: 0108.....	5-1
Group: 0109.....	6-1
Group: 0110.....	7-1
Group: 0111.....	8-1
Group: 0201.....	9-1
Group: 0202.....	10-1
Group: 0203.....	11-1
Group: 0204.....	12-1
Group: 0205.....	13-1
Group: 0206.....	14-1
Group: 0206.....	15-1
Group: 0301.....	16-1

Group: 0302.....	17-1
Group: 04.....	18-1
Group: 0401.....	19-1
Group: 0402.....	20-1
Group: 0403.....	21-1
Group: 0404.....	22-1
Group: 0405.....	23-1
Group: 0406.....	24-1
Group: 0407.....	25-1
Group: 05.....	26-1
Group: 0501.....	26-1
Group: 0601.....	27-1
Group: 0602.....	28-1
Group: 0602.....	29-1
Group: 0602.....	30-1
Group: 0602.....	31-1
Group: 0602.....	32-1
Group: 0602.....	33-1
Group: 07.....	34-1
Group: 07.....	35-1
Group: 07.....	36-1
Group: 07.....	37-1
Group: 07.....	38-1
Group: 07.....	39-1
Group: 07.....	40-1
Group: 07.....	41-1
Group: 07.....	42-1
Group: 07.....	43-1
Group: 07.....	44-1
Group: 0701.....	45-1
Group: 0801.....	46-1
Group: 0802.....	47-1
Group: 0803.....	48-1
Group: 0901.....	49-1
Group: 0902.....	50-1
Group: 0903.....	51-1
Group: 10.....	52-1
Group: 10.....	53-1
Group: 10.....	54-1
Group: 1001.....	55-1
Group: 100101.....	56-1
Group: 1002.....	57-1
Group: 100201.....	58-1
Group: 1003.....	59-1
Group: 1004.....	59-1
Group: 1005.....	59-1
Group: 1006.....	59-1
Group: 1007.....	59-1
Group: 11.....	60-1
Group: 1101.....	61-1
Group: 1102.....	62-1
Group: 1103.....	63-1
Group: 1104.....	64-1
Group: 1105.....	65-1
Group: 12.....	66-1
Group: 1201.....	67-1

Group: 1202.....	68-1
Group: 13.....	69-1
Group: 1301.....	70-1
Group: 1302.....	71-1
Group: 130301.....	72-1
Group: 1304.....	73-1
Group: 14.....	74-1
Group: 1401.....	75-1
Group: 1402.....	76-1
Group: 1403.....	77-1
Group: 140301.....	78-1
Group: 1404.....	79-1
Group: 1405.....	80-1
Group: 140501.....	81-1
Group: 140502.....	82-1
Group: 140503.....	83-1
Group: 1406.....	84-1
Group: 140601.....	85-1
Group: 140602.....	86-1
Group: 140603.....	87-1
Group: 15.....	88-1
Group: 16.....	89-1
Group: 17.....	90-1
Group: 1701.....	91-1
Group: 170101.....	92-1
Group: 1702.....	93-1
Group: 1703.....	94-1
Group: 1704.....	95-1
Group: 1705.....	96-1
Group: 18.....	97-1
Group: 1801.....	98-1
Group: 180101.....	99-1
Group: 1802.....	100-1
Group: 180201.....	101-1
Group: 1803.....	102-1
Group: 1804.....	103-1
Group: 1901.....	104-1
Group: 1902.....	105-1
Section III. Special Tools List	106-1
Group: 2001.....	106-1
Group: 2002.....	107-1
Section IV. National Stock Number Index	I-1
Section V. Part Number Index	I-11
Section VI. Figure and Item Number Index	I-21

TABLE OF FIGURES

Figure 1.....	Door, Weathertight
Figure 2.....	Door, Weathertight
Figure 3.....	Doors, Watertight
Figure 4.....	Doors, Watertight
Figure 5.....	Doors, Watertight
Figure 6.....	Screen, Clearview
Figure 7.....	Windows
Figure 8.....	Hatches
Figure 9.....	N/A
Figure 10.....	N/A
Figure 11.....	Propulsion Shafting
Figure 12.....	N/A
Figure 13.....	Kort Nozzles
Figure 14.....	Exhaust System, Main Diesel Engines
Figure 15.....	Exhaust System, Generator Set
Figure 16.....	N/A
Figure 17.....	N/A
Figure 18.....	Console
Figure 19.....	N/A
Figure 20.....	N/A
Figure 21.....	N/A
Figure 22.....	N/A
Figure 23.....	Antenna
Figure 24.....	N/A
Figure 25.....	N/A
Figure 26.....	Lifesaving and Safety
Figure 27.....	N/A
Figure 28.....	Distribution Panel 1
Figure 29.....	Distribution Panel 2
Figure 30.....	Distribution Panel 3
Figure 31.....	Distribution Panel 4
Figure 32.....	Distribution Panel 5
Figure 33.....	Distribution Panel 6
Figure 34.....	Lighting System
Figure 35.....	Lighting System
Figure 36.....	Lighting System
Figure 37.....	Lighting System
Figure 38.....	Lighting System
Figure 39.....	Lighting System
Figure 40.....	Lighting System
Figure 41.....	Lighting System
Figure 42.....	Lighting System
Figure 43.....	Lighting System
Figure 44.....	Lighting System
Figure 45.....	N/A
Figure 46.....	N/A
Figure 47.....	N/A
Figure 48.....	N/A
Figure 49.....	N/A
Figure 50.....	N/A
Figure 51.....	N/A
Figure 52.....	Bilge/Ballast/Fire
Figure 53.....	Bilge/Ballast/Fire

Figure 54.....	Bilge/Ballast/Fire
Figure 55.....	Pump, Fire
Figure 56.....	Controller, Fire Pump
Figure 57.....	Pump, Bilge
Figure 58.....	Controller, Bilge/Ballast Pump
Figure 59.....	Strainers
Figure 60.....	Sewage and Sanitary
Figure 61.....	Pump, Holding Greywater
Figure 62.....	Controller, Grey Wtr
Figure 63.....	N/A
Figure 64.....	N/A
Figure 65.....	N/A
Figure 66.....	Engine Cooling System
Figure 67.....	Main Engine Grid Cooler
Figure 68.....	Generator Engine Grid Cooler
Figure 69.....	Potable Water System
Figure 70.....	N/A
Figure 71.....	Potable Water Pressure Pump
Figure 72.....	Controller, Potable Water
Figure 73.....	N/A
Figure 74.....	Fuel and Lube System
Figure 75.....	Filter, Duplex Fuel
Figure 76.....	Fuel Oil Knife Strainer
Figure 77.....	Pump, Fuel Transfer
Figure 78.....	Controller, Fuel Xfer
Figure 79.....	Remote Actuated Valve
Figure 80.....	Lube Oil System
Figure 81.....	N/A
Figure 82.....	Sight Glass
Figure 83.....	N/A
Figure 84.....	Oily Water System
Figure 85.....	N/A
Figure 86.....	Pump, Hand Oily Bilge
Figure 87.....	N/A
Figure 88.....	N/A
Figure 89.....	N/A
Figure 90.....	N/A
Figure 91.....	N/A
Figure 92.....	Controller
Figure 93.....	N/A
Figure 94.....	N/A
Figure 95.....	N/A
Figure 96.....	Rudders
Figure 97.....	Deck Fittings
Figure 98.....	N/A
Figure 99.....	N/A
Figure 100.....	N/A
Figure 101.....	N/A
Figure 102.....	N/A
Figure 103.....	Deck Fittings, Single Point Hoisting Arrangement
Figure 104.....	N/A
Figure 105.....	N/A
Figure 106.....	N/A
Figure 107.....	Hull Special Tools

Section I. Introduction
UNIT, DIRECT SUPPORT AND GENERAL SUPPORT
MAINTENANCE REPAIR PARTS AND SPECIAL TOOLS LIST (RPSTL)

1. SCOPE

This RPSTL lists and authorizes spares and repair parts; special tools; special test, measurement, and diagnostic equipment (TMDE); and other special support equipment required for performance of organizational, direct support, and general support maintenance of the Small Tug. It authorizes the requisitioning, issue, and disposition of spares, repair parts and special tools as indicated by the source, maintenance and recoverability (SMR) codes.

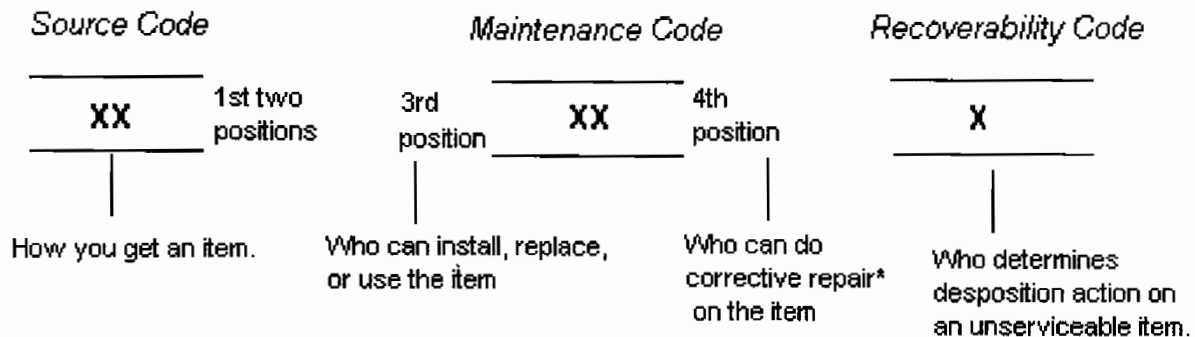
2. GENERAL

In addition to Section I, Introduction, this Repair Parts and Special Tools List is divided into the following sections:

- a. Section II. Repair Parts List. A list of spares and repair parts authorized by this RPSTL for use in the performance of maintenance. The list also includes parts, which must be removed for replacement of the authorized parts. Parts lists are composed of functional groups in ascending alphanumeric sequence, with the parts in each group listed in ascending figure and item number sequence. Items listed are shown on the associated illustration(s)/figure(s).
- b. Section III. Special Tools List. A list of special tools, special TMDE, and other special support equipment authorized by this RPSTL (as indicated by Basis of Issue (BOI) information in DESCRIPTION AND USABLE ON CODE column) for the performance of maintenance.
- c. Section IV. Cross-reference Index. A list, in National item identification number (NIIN) sequence, of all National stock numbered items appearing in the listing, followed by a list in alphanumeric sequence of all part numbers appearing in the listings. National stock numbers and part numbers are cross-referenced to each illustration figure and item number appearance. The figure and item number index lists figure and item numbers in alphanumeric sequence and cross-references NSN, FSCM and part numbers.

3. EXPLANATION OF COLUMNS (SECTIONS II AND III)

- a. Item No. (Column 1). Indicates the number used to identify items called out in the illustration.
- b. SMR Code (Column 2). The Source, Maintenance, and Recoverability (SMR) code is a five-position code containing supply/requisitioning information, maintenance category authorization criteria, and disposition instruction, as shown in the following breakout:



* Complete Repair: Maintenance capacity, capability, and authority to perform all corrective maintenance tasks of the Repair function in a use/user environment in order to restore serviceability to a failed item.

Section I. Introduction

- (1) Source Code. The source code tells you how to get an item needed for maintenance, repair, or overhaul or an end item/equipment. Explanations of source codes follow:

CODE	APPLICATION/EXPLANATION
PA PB PC PD PE PF PG	<p>Stocked items; use the applicable NSN to request/requisition items with these source codes. They are authorized to the category indicated by the code entered in the 3rd position of the SMR code.</p> <p style="text-align: center;"><i>**NOTE: Items coded PC are subject to deterioration.</i></p>
<hr/>	
KD KF KB	<p>Items with these codes are not to be requested/requisitioned individually. They are part of a kit that is authorized to the maintenance category indicated in the 3rd position of the SMR code. The complete kit must be requisitioned and applied.</p>
<hr/>	
MO – Made at ORG Level MF – Made at DS Level MH – Made at GS Level MD – Made at Depot Level	<p>Items with these codes are not to be requested/requisitioned individually. They must be made from bulk material which is identified by the part number in the DESCRIPTION column and listed in the bulk material group of the repair parts list in this RPSTL. If the item is authorized to you by the 3rd position of the SMR code, but the source code indicates it is made at a higher level, order the item from the higher level maintenance.</p>
<hr/>	
AO – Assembled by ORG Level AF – Assembled by DS Level AH – Assembled by GS Level AD – Assembled By Depot Level	<p>Items with these codes are not to be requested/requisitioned individually. The parts that make up the assembled item must be requisitioned or fabricated and assembled at the level of maintenance indicated by the source code. If the 3rd position of the SMR code authorizes you to replace the item, but the source code indicates that the item is assembled at a higher level, order the item from the higher level maintenance.</p>

XA - Do not requisition an "XA"-coded item. Order its next higher assembly.

XB – If an "XB" item is not available from salvage, order it using the CAGE and part number given.

XC – Installation drawing, diagram, instruction sheet, field service drawing, that is identified by manufacturer's part number.

XD – Item is not stocked. Order an "XD"-coded item through normal supply channels using the CAGE and part number given, if no NSN is available.

Section I. Introduction

NOTE

Cannibalization or controlled exchange, when authorized, may be used as a source of supply for items with the above source codes, except for those source coded "XA" or those aircraft support items restricted by requirements of AR 750-1.

(2) **Maintenance Code.** Maintenance codes tell you the level(s) of maintenance authorized to USE and REPAIR support items. The maintenance codes are entered in the third and fourth position of the SMR code as follows:

(a) The maintenance code entered in the third position tells you the lowest maintenance level authorized to remove, replace, and use an item. The maintenance code entered in the third position will indicate authorization to one of the following levels of maintenance.

<i>Code</i>	<i>Application/Explanation</i>
C	- Crew or operation maintenance done within unit maintenance
O	- Unit maintenance can remove, replace, and use the item
F	- Direct support (DS) level can remove, replace, and use the item
H	- General support (GS) level can remove, replace, and use the item
L	-Specialized repair activity can remove, replace, and use the item
D	-Depot level can remove, replace, and use the item

NOTE

Some limited repair may be done on the item at a lower level of maintenance, if authorized by the Maintenance Allocation Chart (MAC) and SMR codes.

(b) The maintenance code entered in the fourth position tells whether or not the items is to be repaired and identifies the lowest maintenance level with the capability to do complete repair (i.e., perform all authorized "repair" functions). This position will contain one of the following maintenance codes:

<i>Code</i>	<i>Application/Explanation</i>
O	- Unit maintenance is the lowest level that can do complete repair of the item
F	- Direct support is the lowest level that can do complete repair of the item
H	- General support is the lowest level that can do complete repair of the item
L	- Specialized repair activity is the lowest level that can do complete repair of the item
D	- Depot is the lowest level that can do complete repair of the item
Z	- Non-repairable; no repair is authorized

Section I. Introduction

- B - No repair is authorized (no parts or special tools are authorized for the maintenance of a "B"-coded item). However, the item may be reconditioned by adjusting, lubricating, etc., at the user level.

(3) Recoverability Code. Recoverability codes are assigned to items to indicate the disposition actin on unserviceable items. The recoverability code is entered in the fifth position of the SMR code as follows:

<i>Code</i>	<i>Application/Explanation</i>
Z	- Non-repairable item; when unserviceable, condemn and dispose of the item at the level of maintenance shown in the 3 rd position
O	- Repairable item; when uneconomically repairable, condemn and dispose of the item at the unit maintenance level
F	- Repairable item; when uneconomically repairable, condemn and dispose of the item at the direct support (DS) level
H	- Repairable item; when uneconomically repairable, condemn and dispose of the item at the general support (GS) maintenance level
D	- Repairable item; when beyond lower level repair capability, return to depot; condemnation and disposal of item not authorized below depot level
L	- Repairable item; condemnation and disposal of item not authorized below specialized repair activity (SRA)
A	- Item requires special handling or condemnation procedures because of specific reasons (e.g. – precious metal content, high dollar value, critical material, or hazardous material); refer to appropriate manuals/directives for specific instructions

c. CAGEC (Column 3). The Commercial and Government Entity (CAGE) Code (C) is a five digit alphanumeric code which is used to identify the manufacturer, distributor, or Government agency, etc., that supplies the item.

d. Part Number (Column 4). Indicates the primary number used by the manufacturer (individual, company, firm, corporation, or Government activity), which controls the design and characteristics of the item by means of its engineering drawings, specifications standards, and inspection requirements to identify an item or range of items.

NOTE

When you use an NSN to requisition an item, the item you receive may have different part number.

e. Description and Usable on Code (UOC) (Column 5). This column includes the following information:

- (1) The Federal Item name and, when required, a minimum description to identify the item.
- (2) Physical security classification; not applicable.

Section I. Introduction

- (3) Items that are included in kits and sets, if applicable, are listed below the name of the kit or set on Figure KIT.
 - (4) Spare/repair parts that make up an assembled item are listed immediately following the assembled item line entry.
 - (5) Part numbers for bulk materials are referenced in this column in the line item entry for the item to be manufactured/fabricated.
 - (6) When the item is not used with all serial numbers of the same model, the effective serial numbers are shown on the last line(s) of the description (before UOC). (see paragraph 5, Special Information).
 - (7) The usable code does not differ for parts on the Small Tug.
 - (8) In the Special Tools List section, if applicable, the basis of issue (BOI) appears as the last line(s) in the entry for each special tool, special TMDE, and special support equipment. When density of equipment supported exceeds density spread indicated in the basis of issue, the total authorization is increased proportionately.
 - (9) The statement "END OF FIGURE" appears just below the last item description in Column 5 for a given figure in both Section II and Section III.
- f. Qty (Column 6). The Qty (quantity per figure) column indicates the quantity of the item used in the breakout shown on the illustration/figure, which is prepared for a functional group, sub-functional group, or an assembly. A "V" appearing in this column in lieu of a quantity indicates that the quantity is variable and the quantity may vary from application to application.

4. EXPLANATION OF COLUMNS (SECTION IV)

a. National Stock Number (NSN) Index.

- (1) Stock Number Column. This column lists the NSN by National Item Identification Number sequence. The NIIN consists of the last nine digits of the NSN. When using this column to locate an item, ignore the first 4 digits of the NSN. However, the complete NSN should be used when ordering items by stock number.
- (2) Figure Number. This column lists the number of the figure where the item is identified/located. The figures are in numerical order in Section I and Section II.
- (3) Item Column. The item number identifies the item associated with the figure listed in the adjacent FIG. Column. This item is also identified by the NSN listed on the same line.

b. Part Number Index. Part numbers in this index are listed by part number in ascending alphanumeric sequence (i.e. – vertical arrangement of letter and number combination which places the first number or digit of each group in order from 0 through 9, followed by A through Z and each following letter or digit in like order).

- (1) CAGEC Column. The Commercial and Government Entity (CAGE) Code (C) is a five digit alphanumeric code used to identify the manufacturer, distributor, or Government agency, etc., that supplies the item.
- (2) Part Number Column. Indicates the primary number used by the manufacturer (individual, firm, corporation, or Government activity), which controls the design and characteristics of the item by means of its engineering drawings, specifications standards and inspection requirements to identify an item or range of items.

Section I. Introduction

- (3) Stock Number Column. This column lists the NSN for the associated part number and manufacturer identified in the Part Number and CAGE columns to the left.
- (4) Figure Column. This column lists the number of the figure where the item is identified/located in the Section II and Section III.
- (5) Item Column. The item number is that number assigned to the item as it appears in the figure referenced in the adjacent figure number column.

c. Figure and Item Number Index.

- (1) Figure Column. This column lists the number of the figure where the item is identified/located in Section II and Section III.
- (2) Item Column. The item number is that number assigned to the item as it appears in the figure referenced in the adjacent figure number column.
- (3) Stock Number Column. This column lists the NSN for the item.
- (4) CAGEC Column. The Commercial and Government Entity (CAGE) Code (C) is a five digit alphanumeric code used to identify the manufacturer, distributor, or Government agency, etc., that supplies the item.
- (5) Part Number. Indicates the primary number used by the manufacturer (individual, firm, corporation, or Government activity).

5. SPECIAL INFORMATION

- a. Usable On Code. The usable on code appears in the lower left-hand corner of the Description column heading. Usable on codes are shown as "UOC:..." in the Description Column (justified left) on the first line applicable item description/nomenclature. Un-coded items are applicable to all models. Identification of the usable on codes used in the RPSTL are:

<u>Code</u>	<u>Used On</u>	
PAA	Model M114	
PAB	Model M114A	(These codes and model numbers are examples only.)
PAC	Model M114B	

- b. Fabrication Instructions. Bulk materials required to manufacture items, if applicable, are listed in the Bulk Material Function Group of this RPSTL. Part numbers for bulk materials are also referenced in the Description column of the line item entry for the item to be manufactured/fabricated. Detailed fabrication instructions for items source coded to be manufactured or fabricated are found in TM55-1935-208-12 and/or TM55-1935-208-34.
- c. Assembly Instructions. Detailed assembly instructions for items source coded to be assembled from component spare/repair parts, if applicable, are found in TM55-1935-208-12 and/or TM55-1935-208-34. Items that make up the assembly are listed immediately following the assembly item entry or reference is made to an applicable figure.
- d. Kits. Line item entries for repair parts kits, if applicable, appear in a group in Section II (see table of contents).

Section I. Introduction

- e. Index Numbers. Items that have the word "bulk" in the Figure column will have an index number shown in the item column. This index number is a cross-reference between the National Stock Number/Part Number Index and the bulk material list in Section II.
- f. Associated Publications. The publication(s) listed below pertain to Small Tug and its components:

<u>Publication</u>	<u>Title</u>
TM55-1925-236-12	Operator and Unit Maintenance Manual for Small Tug
TM55-1925-236-34	Direct and General Support Maintenance Manual for Small Tug
TM55-1925-246-14&P	Operator, Unit, Direct Support and General Support Maintenance Manual (Including Repair Parts and Special Tools List) for Alarm Panels for Tank Level, Bilge Level, Carbon Monoxide and Watertight Doors
TM55-1925-247-14&P	Operator, Unit, Direct Support and General Support Maintenance Manual (Including Repair Parts and Special Tools List) for Main Generator Switchboard
TM55-1925-248-14&P	Operator, Unit, Direct Support and General Support Maintenance Manual (Including Repair Parts and Special Tools List) for Electro-Hydraulic Steering System
TM55-1925-249-14&P	Operator, Unit, Direct Support and General Support Maintenance Manual (Including Repair Parts and Special Tools List) for Manual Control Searchlight, Navigational Aids/Equipment
TM55-1925-250-14&P	Operator, Unit, Direct Support and General Support Maintenance Manual (Including Repair Parts and Special Tools List) for Propulsion Plant
TM55-1925-251-14&P	Operator, Unit, Direct Support and General Support Maintenance Manual (Including Repair Parts and Special Tools List) for Oily Water Separator System
TM55-1925-252-14&P	Operator, Unit, Direct Support and General Support Maintenance Manual (Including Repair Parts and Special Tools List) for Heating, Ventilation and Air Conditioning System
TM55-1925-253-14&P	Operator, Unit, Direct Support and General Support Maintenance Manual (Including Repair Parts and Special Tools List) for Marine Generator Set
TM55-1925-254-14&P	Operator, Unit, Direct Support and General Support Maintenance Manual (Including Repair Parts and Special Tools List) for CO2 Fire Suppression System and Fire Alarm System
TM55-1925-255-14&P	Operator, Unit, Direct Support and General Support Maintenance Manual (Including Repair Parts and Special Tools List) for Communication Equipment
TM55-1925-256-14&P	Operator, Unit, Direct Support and General Support Maintenance Manual (Including Repair Parts and Special Tools List) for Capstans and Winches
TM55-1925-257-14&P	Operator, Unit, Direct Support and General Support Maintenance Manual (Including Repair Parts and Special Tools List) for Incinerator Toilet/Urinal, Galley Equipment, Electric Water Heater

6. HOW TO LOCATE REPAIR PARTS

- a. When National Stock Number or Part Number is Not Known:
- (1) First. Using the Table of Contents, determine the assembly group or subassembly group to which the item belongs. This is necessary since figures are prepared for assembly groups and subassembly groups, and listings are divided into the same groups.
 - (2) Second. Find the figure covering the assembly group or subassembly group to which the item belongs.

Section I. Introduction

- (3) Third. Identify the item on the figure and use the Figure and Item Number Index to find the NSN.

b. When National Stock Number is Known:

- (1) First. Using the National Stock Number or Part Number Index, find the pertinent National Stock Number or Part Number. The NSN index is in National Item Identification Number (NIIN) sequence (see 4.a.). The part numbers in the Part Number Index are listed in ascending alphanumeric sequence (see 4.b.). Both indexes cross-reference you to the illustration/figure and item number of the item you are looking for.
- (2) Second. Turn to the figure and item number, verify that the item is the one you're looking for, then locate the item number in the repair parts list for the figure.

7. ABBREVIATIONS

For standard abbreviations, see MIL-STD-12D, Military standard Abbreviations for Use on Drawings, Specifications, Standards, and in Technical Documents.

Section II. Repair Parts List

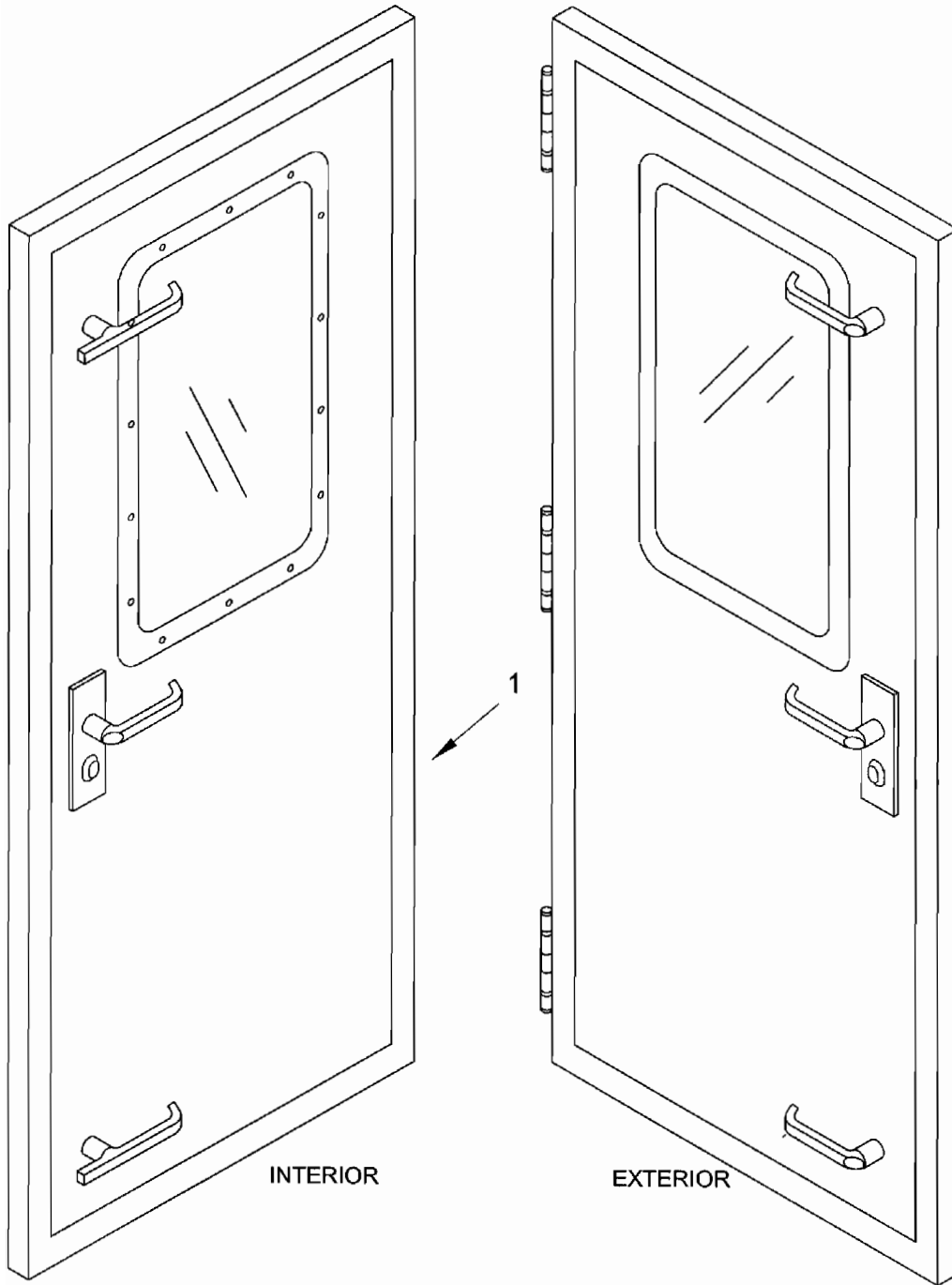


Figure 1. Door, Weathertight

TM55-1925-236-24P

Section II. Repair Parts List

**GROUP 0101 DOOR, WEATHERTIGHT
FIGURE 1**

(1) ITEM	(2) SMR	(3) CAGEC	(4) PARTNUM	(5) DESCRIPTION AND UOC		(6) QA
	XCCFF	79051	ST-95-150-01-1	HULL STRUCTURE	FPU	1
1	XDHZZ	64747	1113-0301 LHR 24" X 72"	-DOOR,WEATHERTIGHT	FPU	1
				-END OF FIGURE		

Section II. Repair Parts List

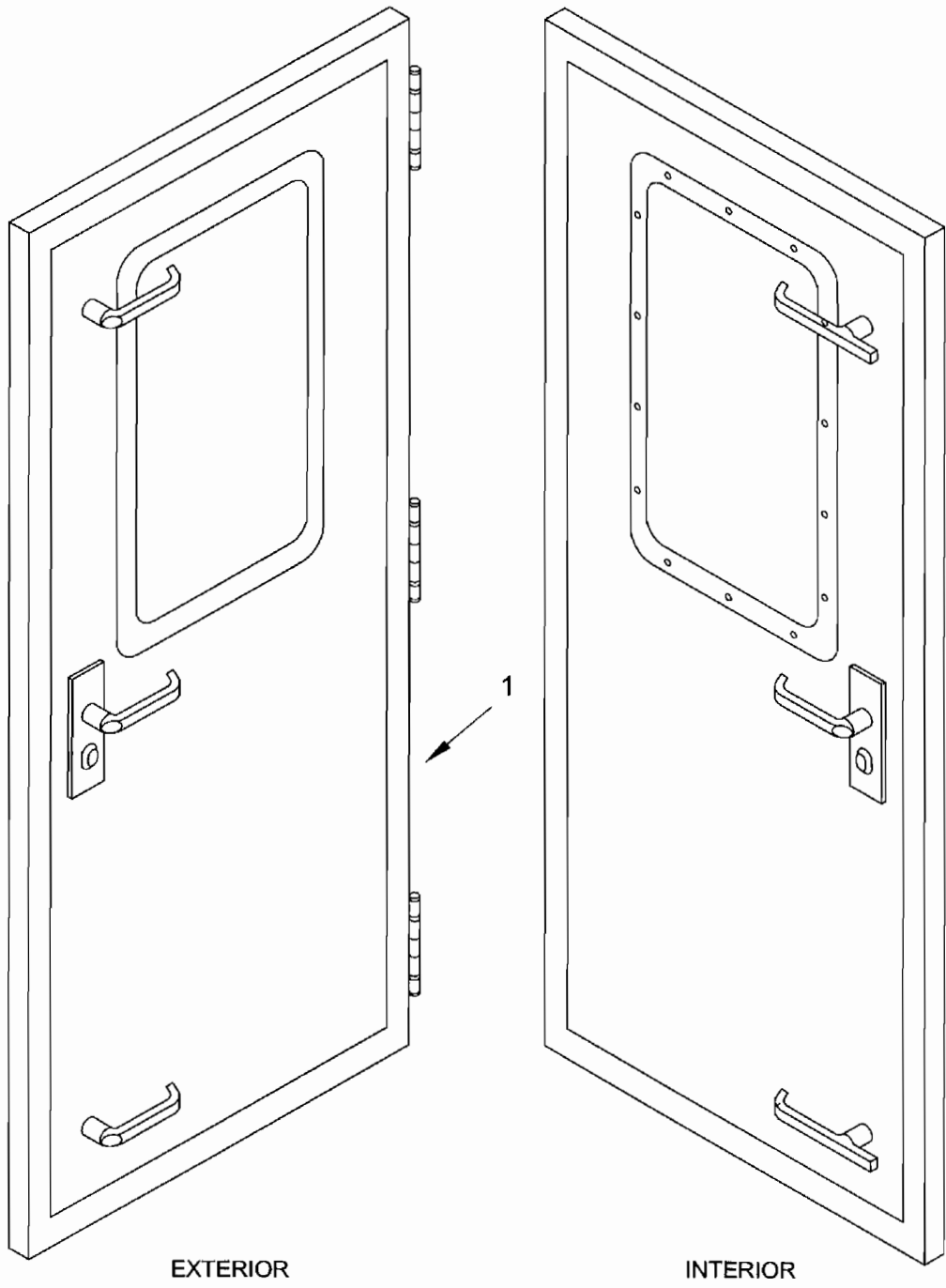


Figure 2. Door, Weathertight

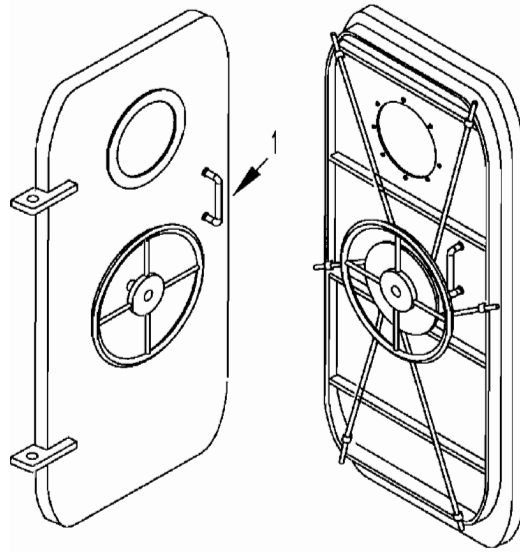
TM55-1925-236-24P

Section II. Repair Parts List

**GROUP 0102 DOOR, WEATHERTIGHT
FIGURE 2**

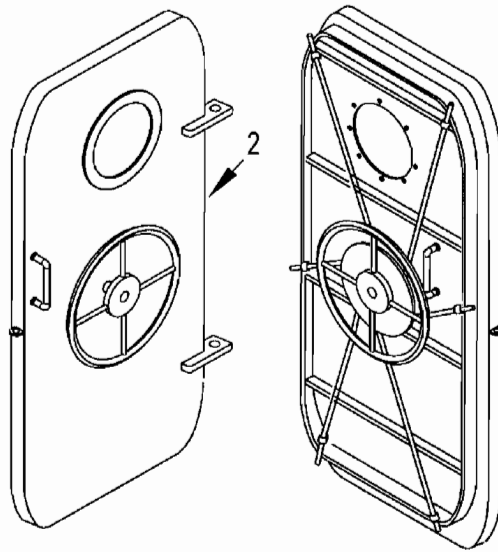
(1) ITEM	(2) SMR	(3) CAGEC	(4) PARTNUM	(5) DESCRIPTION AND UOC	(6) QA
1	XDHZZ	64747	1113-0301 RHR 24" X 72"	-DOOR, WEATHERTIGHT FPU	1
				-END OF FIGURE	

Section II. Repair Parts List



EXTERIOR

INTERIOR



EXTERIOR

INTERIOR

Figure 3. Doors, Watertight

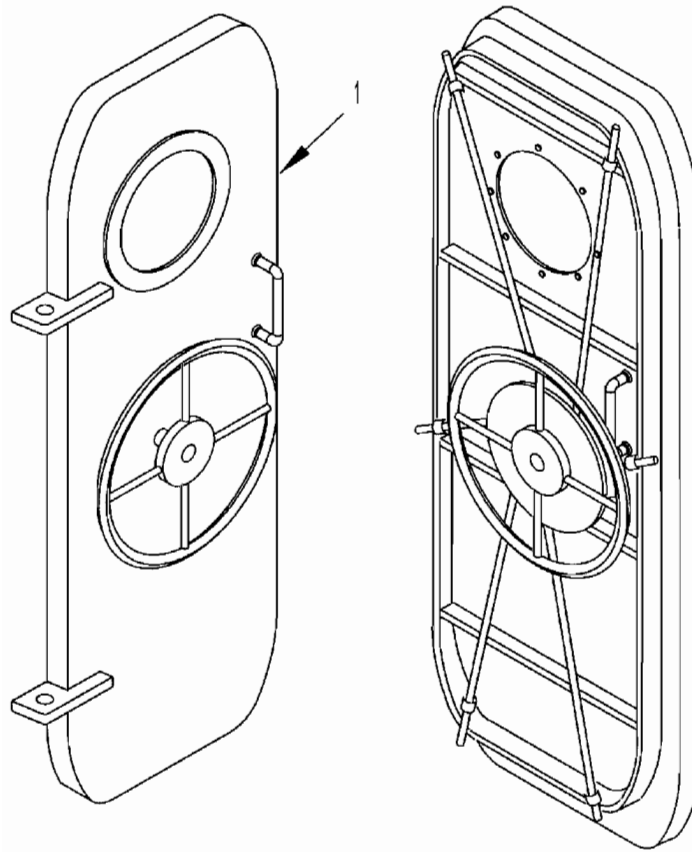
TM55-1925-236-24P

Section II. Repair Parts List

**GROUPS 0103-0104 DOOR, WATERTIGHT
FIGURE 3**

(1) ITEM	(2) SMR	(3) CAGEC	(4) PARTNUM	(5) DESCRIPTION AND UOC	(6) QA
1	XDHZZ	0GJ58	104 LH 36" X 60"	-DOOR,WATERTIGHT	FPU 1
2	XDHZZ	0GJ58	104 RH 36" X 60"	-DOOR,WATERTIGHT	FPU 2
				-END OF FIGURE	

Section II. Repair Parts List



EXTERIOR

INTERIOR

Figure 4. Doors, Watertight

TM55-1925-236-24P

Section II. Repair Parts List

**GROUP 0105 DOOR, WATERTIGHT
FIGURE 4**

(1) ITEM	(2) SMR	(3) CAGEC	(4) PARTNUM	(5) DESCRIPTION AND UOC	(6) QA	
1	XDHZZ	0GJ58	104 RH 24" X 60"	-DOOR,WATERTIGHT	FPU	1
				-END OF FIGURE		

Section II. Repair Parts List

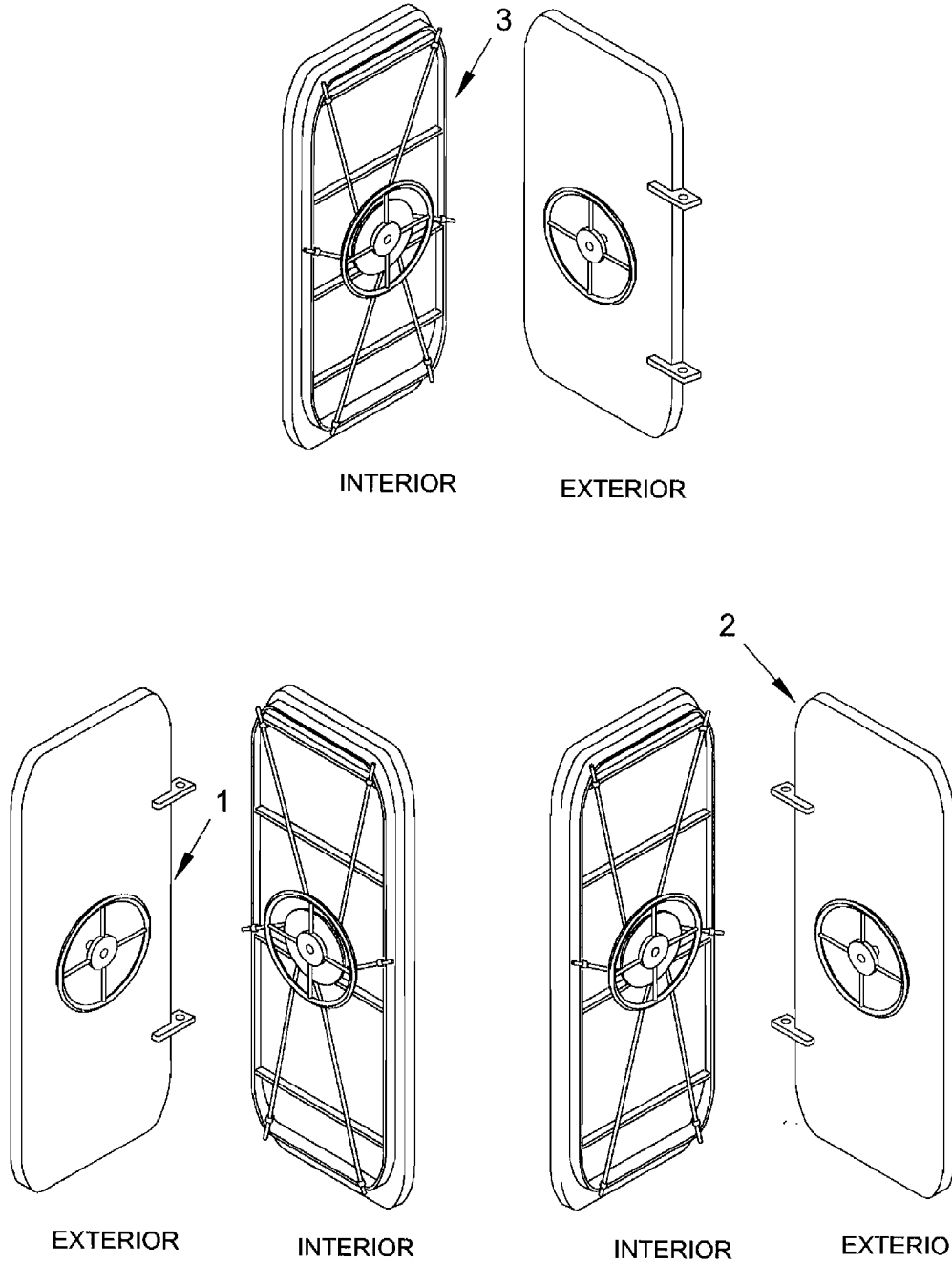


Figure 5. Doors, Watertight

TM55-1925-236-24P

Section II. Repair Parts List
GROUPS 0106-0108 DOOR, WATERTIGHT
FIGURE 5

(1) ITEM	(2) SMR	(3) CAGEC	(4) PARTNUM	(5) DESCRIPTION AND UOC	(6) QA
1	XDHZZ	0GJ58	104 RH 30" X 60"	-DOOR,WATERTIGHT FPU	1
2	XDHZZ	0GJ58	104 LH 30" X 60"	-DOOR,WATERTIGHT FPU	1
3	XDHZZ	0GJ58	104 RH 30" X 50"	-DOOR,WATERTIGHT FPU	1
				-END OF FIGURE	

TM55-1925-236-24P

Section II. Repair Parts List

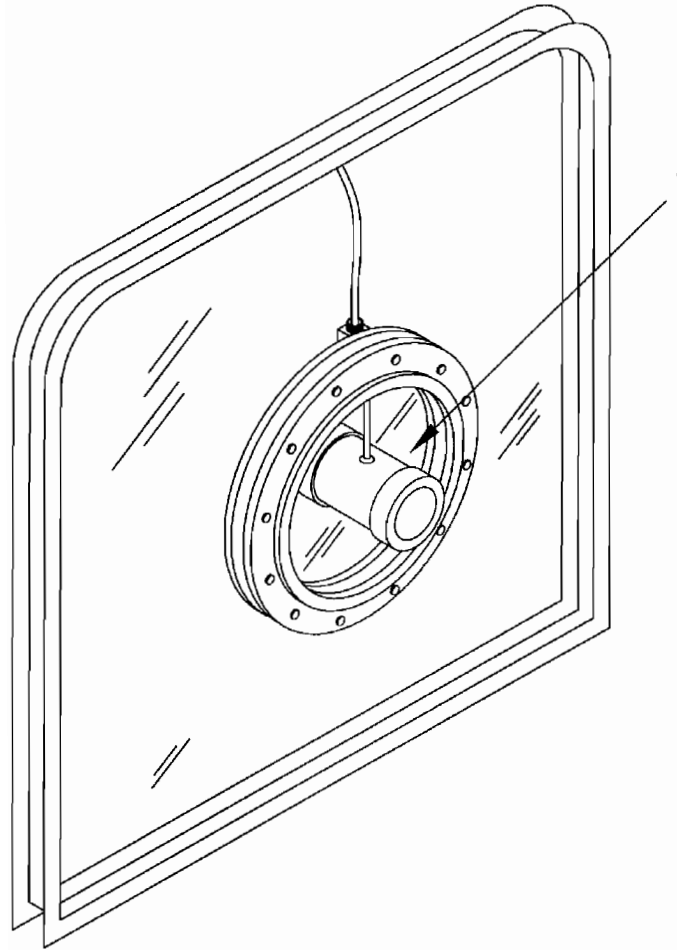


Figure 6. Screen, Clearview

TM55-1925-236-24P

Section II. Repair Parts List

**GROUP 0109 SCREEN, CLEARVIEW
FIGURE 6**

(1) ITEM	(2) SMR	(3) CAGEC	(4) PARTNUM	(5) DESCRIPTION AND UOC	(6) QA
1	XDCZZ	21204	CC-6030	-SCREEN, CLEARVIEW FPU	1
				-END OF FIGURE	

Section II. Repair Parts List

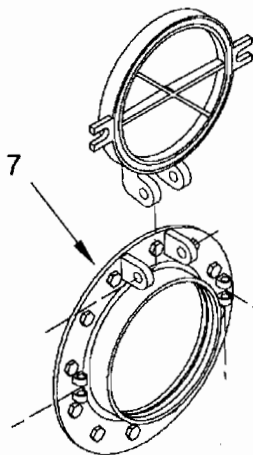
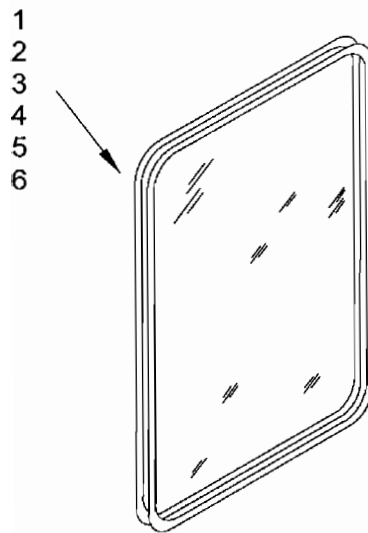


Figure 7. Windows

TM55-1925-236-24P

Section II. Repair Parts List

**GROUP 0110 WINDOWS
FIGURE 7**

(1) ITEM	(2) SMR	(3) CAGEC	(4) PARTNUM	(5) DESCRIPTION AND UOC	(6) QA
1	XDCZZ	21204	ST95-624-01-2 ITEM W1	-WINDOW, UPPER FPU	2
2	XDCZZ	21204	ST95-624-01-2 ITEM W2	-WINDOW, UPPER FPU	2
3	XDCZZ	21204	ST95-624-01-2 ITEM W5	-WINDOW, FIXED FPU	1
4	XDCZZ	0BK85	ST95-624-01-2 ITEM W6	-WINDOW, FIXED FPU	2
5	XDCZZ	21204	ST95-624-01-2 ITEM W7	-WINDOW, FIXED FPU	2
6	XDCZZ	21204	ST95-624-01-2 ITEM W8	-WINDOW, FIXED FPU	3
7	XDCZZ	21204	CC7139	-PORT LIGHT, FIXED FPU	5
				-END OF FIGURE	

Section II. Repair Parts List

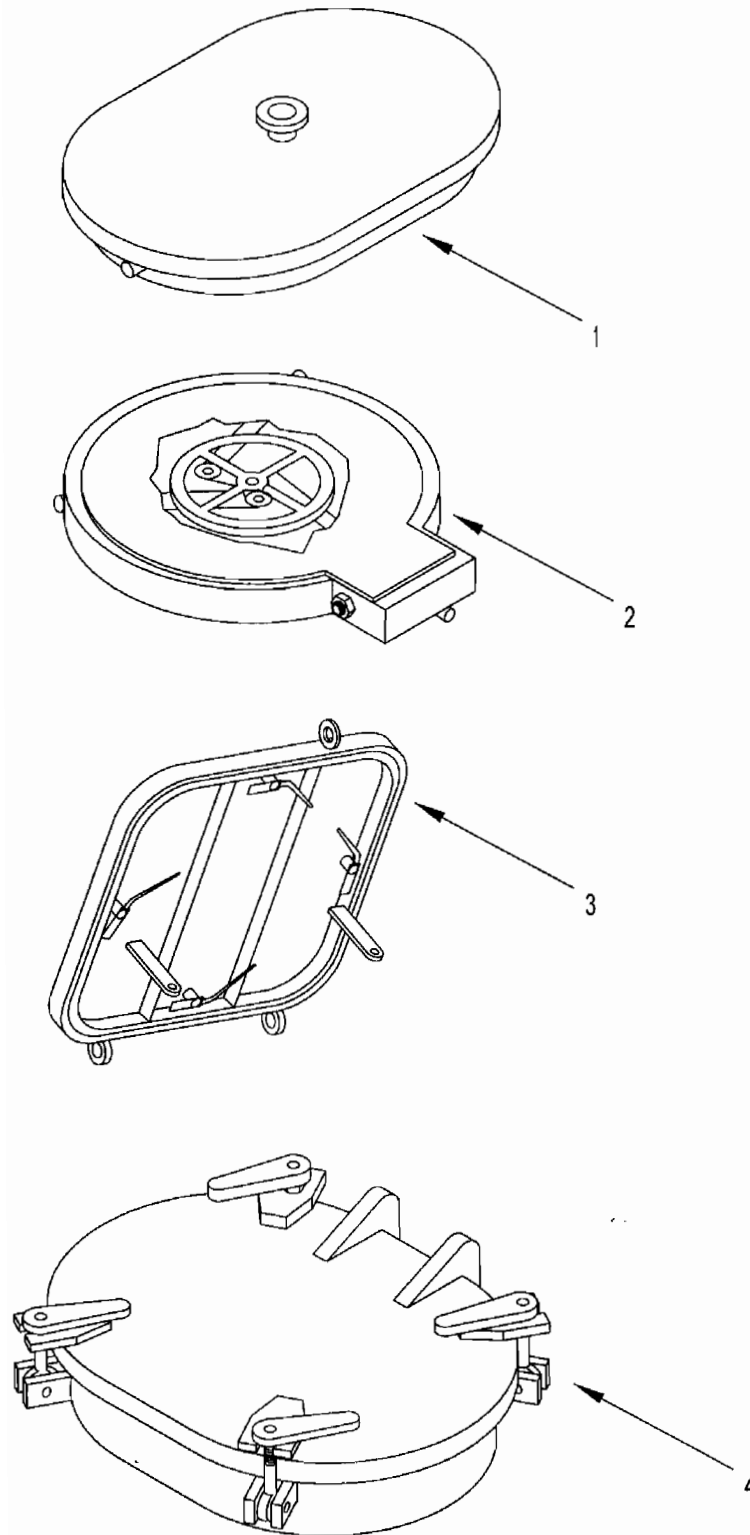


Figure 8. Hatches

TM55-1925-236-24P

Section II. Repair Parts List

**GROUP 0111 HATCHES
FIGURE 8**

(1) ITEM	(2) SMR	(3) CAGEC	(4) PARTNUM	(5) DESCRIPTION AND UOC	(6) QA
1	XDCZZ	0GJ58	DF-565-18 18" X 24"	-HATCH,WT FPU	2
2	XDCZZ	0GJ58	307 15 X 23	-HATCH,FLUSH FPU	1
3	XDCZZ	0GJ58	401 18"	-HATCH,ESCAPE FPU	1
4	XDCZZ	0GJ58	201 24" X 24"	-HATCH,COAMING FPU	1
				-END OF FIGURE	

TM55-1925-236-24P

Section II. Repair Parts List

**GROUP 0201 ENGINE, MAIN DIESEL
FIGURE 9 (N/A)**

(1) ITEM NUM	(2) SMR	(3) CAGEC	(4) PARTNUM	(5) DESCRIPTION AND UOC	(6) QA
	XCOHH	79051	ST-95-240-01	PROPULSION SYSTEM	FPU 1
*	XDOHH	15434	KTA19-M3	-ENGINE,DIESEL	FPU 2
				-END OF FIGURE	

* Reference TM55-1925-250-14&P

TM55-1925-236-24P

Section II. Repair Parts List

**GROUP 0202 GEAR, REDUCTION
FIGURE 10 (N/A)**

(1) ITEM NUM	(2) SMR	(3) CAGEC	(4) PARTNUM	(5) DESCRIPTION AND UOC	(6) QA
*	PBCHH	61208	MG5202	-GEAR,REDUCTION FPU	2
				-END OF FIGURE	

* Reference TM55-1925-250-14&P

Section II. Repair Parts List

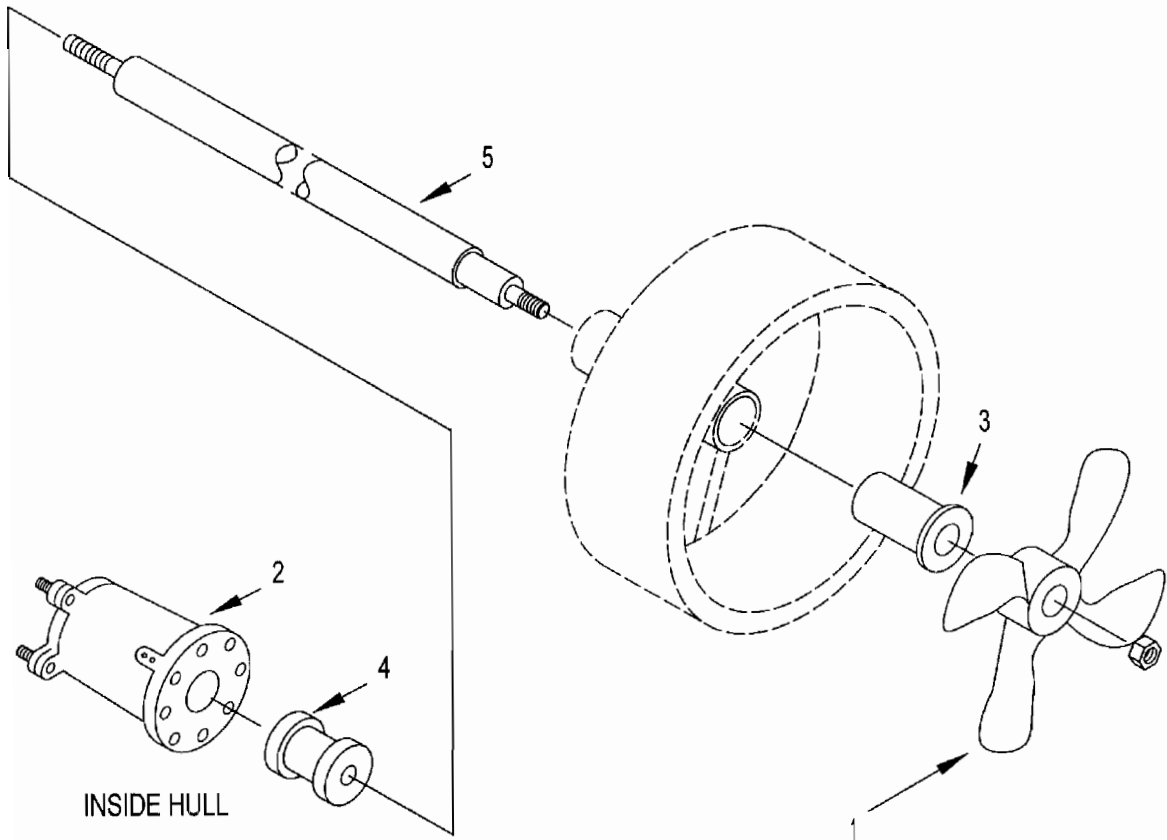


Figure 11. Propulsion Shafting

TM55-1925-236-24P

Section II. Repair Parts List

**GROUP 0203 SHAFTING, PROPLUSION
FIGURE 11**

(1) ITEM NUM	(2) SMR	(3) CAGEC	(4) PARTNUM	(5) DESCRIPTION AND UOC	(6) QA
	XCHHH	79051	ST95-243-01	-SHAFT,PROPULSION	FPU 1
1	PBHZZ	0GTL8	58.5" DIA X 59" PITCH (4RH)	--SFT,PROP 4 BLADE	FPU 1
1	PBHZZ	0GTL8	58.5" DIA X 59" PITCH (4LH)	--SFT,PROP 4 BLADE	FPU 1
2	PBHZZ	79051	1788IR-500 5"	--BOX,STUFFING TYPE 5	FPU 2
3	PBHZZ	0BY54	5" X 6 - 3/4" CODE EARTH	--FLANGE,BEARING	FPU 2
4	PBHZZ	61208	ST95-243-01 ITEM 6	--COUPLING,SHAFT	FPU 2
5	PBHZZ	79051	ST95-243-01 ITEM 1	--SHAFTING, AQUAMET	FPU 2
				-END OF FIGURE	

TM55-1925-236-24P

Section II. Repair Parts List

**GROUP 0204 PROPULSION CONTROL SYSTEM
FIGURE 12 (N/A)**

(1) ITEM NUM	(2) SMR	(3) CAGEC	(4) PARTNUM	(5) DESCRIPTION AND UOC	(6) QA
*	XDCFF	10055	2707	-PROPULSION CONT SYS	FPU 1
				-END OF FIGURE	

* Reference TM55-1925-250-14&P

Section II. Repair Parts List

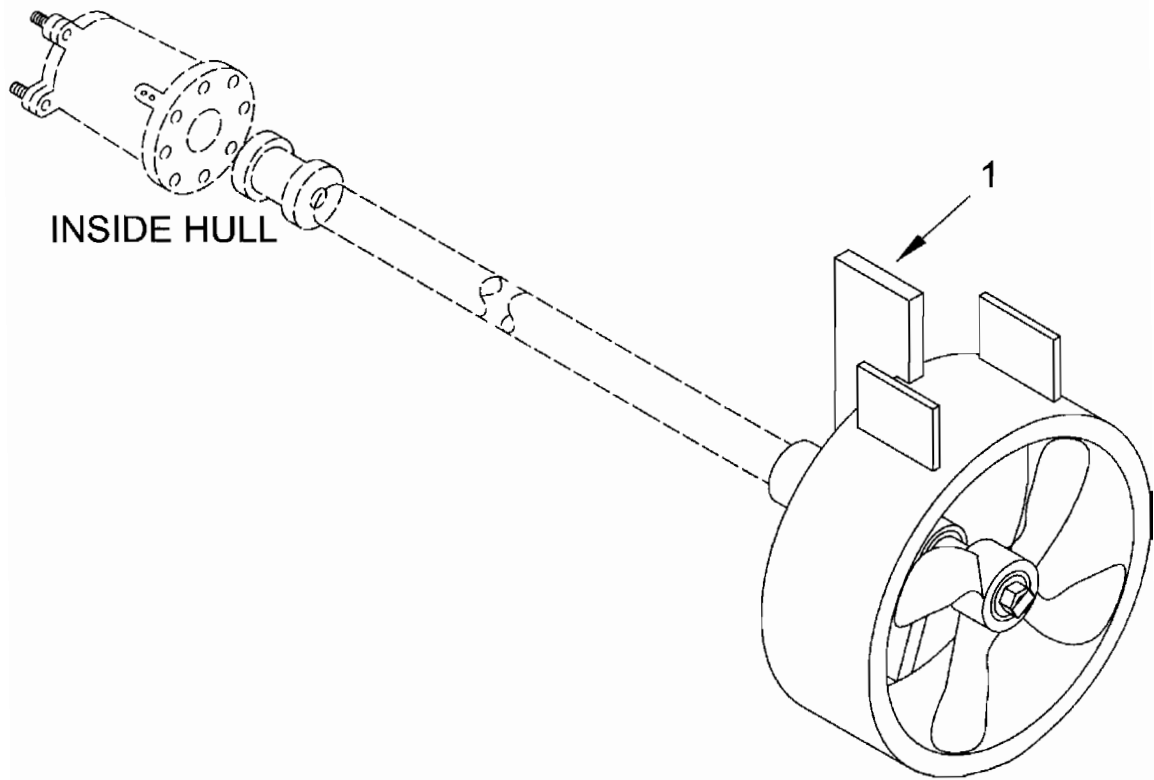


Figure 13. Kort Nozzles

TM55-1925-236-24P

Section II. Repair Parts List

**GROUP 0205 KORT NOZZLES/STRUTS
FIGURE 13**

(1) ITEM NUM	(2) SMR	(3) CAGEC	(4) PARTNUM	(5) DESCRIPTION AND UOC	(6) QA
1	XDHZZ	9V944	TYPE 37 59"	-KORT NOZZLES/STRUTS -END OF FIGURE	FPU 2

Section II. Repair Parts List

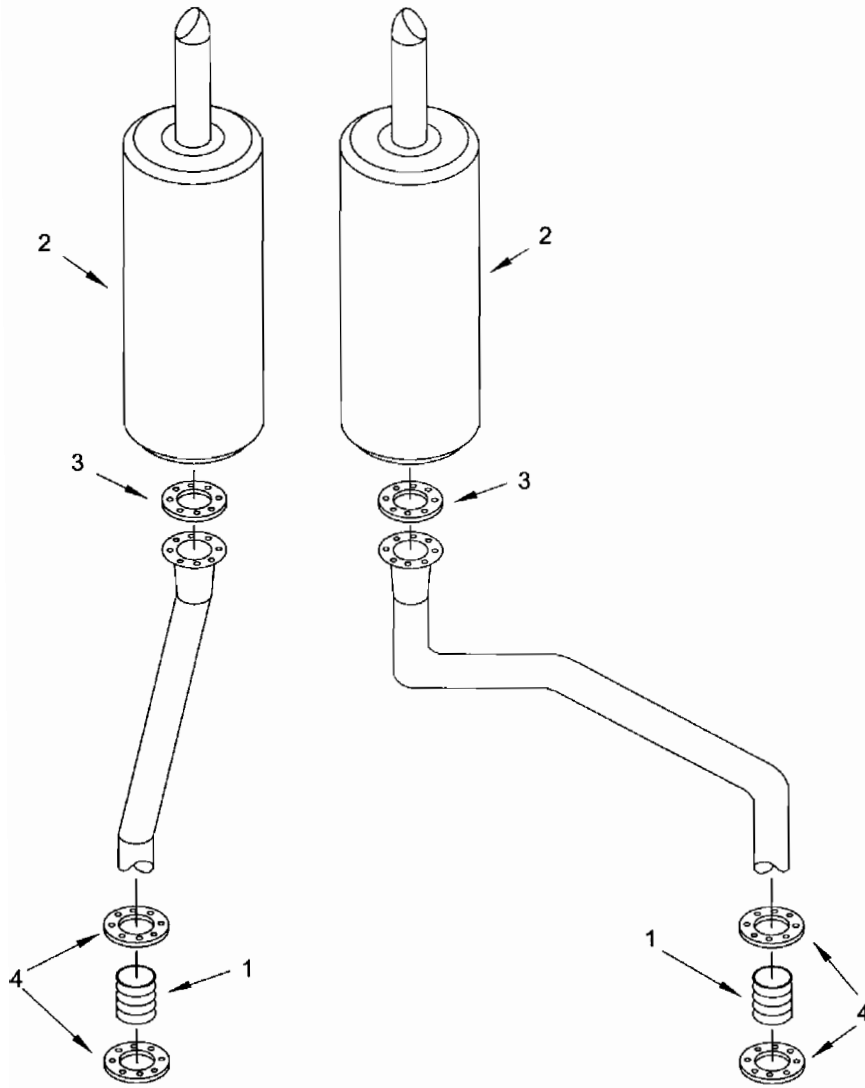


Figure 14. Exhaust System, Main Diesel Engines

TM55-1925-236-24P

Section II. Repair Parts List

**GROUP 0206 MAIN ENGINE EXHAUST
FIGURE 14**

(1) ITEM NUM	(2) SMR	(3) CAGEC	(4) PARTNUM	(5) DESCRIPTION AND UOC	(6) QA
	XCOOO	79051	ST95-259-01 MAIN	--EXHAUST SYS, MN ENG	FPU 1
1	XDOZZ	29573	3025E SERIES 6"	---COUPLING,FLEX	FPU 2
2	XDOZZ	4H017	MSA2 8"	---SILENCER	FPU 2
3	PCOZZ	79051	9800 8"	---GASKET,CARBON FBR	FPU 2
4	PCOZZ	79051	9800 6"	---GASKET,CARBON FBR	FPU 4
				-END OF FIGURE	

Section II. Repair Parts List

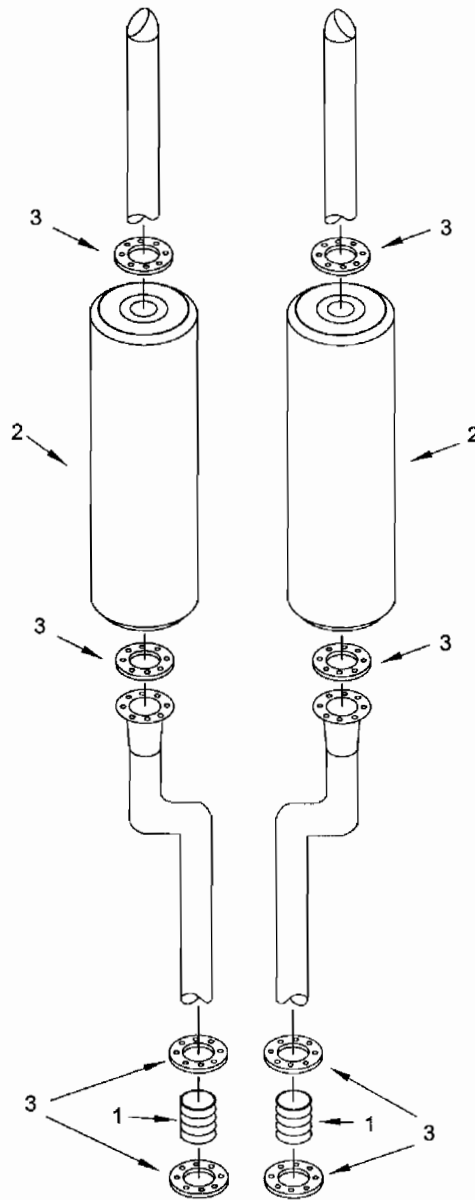


Figure 15. Exhaust System, Generator Set

TM55-1925-236-24P

Section II. Repair Parts List

GROUP 0206 GENERATOR EXHAUST
FIGURE 15

(1) ITEM NUM	(2) SMR	(3) CAGEC	(4) PARTNUM	(5) DESCRIPTION AND UOC	(6) QA
	XCOOO	79051	ST95-259-01 GENERATOR	--EXHAUST SYS,GEN ENG	FPU 1
1	XDOZZ	29573	3025E SERIES 3"	---COUPLING,FLEX	FPU 2
2	XDOZZ	4H017	MSA2 3"	---SILENCER	FPU 2
3	PCOZZ	79051	9800 3"	---GASKET,CARBON FBR	FPU 8
				-END OF FIGURE	

TM55-1925-236-24P

Section II. Repair Parts List

**GROUP 0301 GENERATOR
FIGURE 16 (N/A)**

(1) ITEM NUM	(2) SMR	(3) CAGEC	(4) PARTNUM	(5) DESCRIPTION AND UOC		(6) QA
	XCCHH	79051	ST 95-310-01	GENERATOR SET,SHIP	FPU	2
*	XDCFF	44940	55MCGGA	-GENERATOR	FPU	2
				-END OF FIGURE		

* Reference TM55-1925-253-14&P

TM55-1925-236-24P

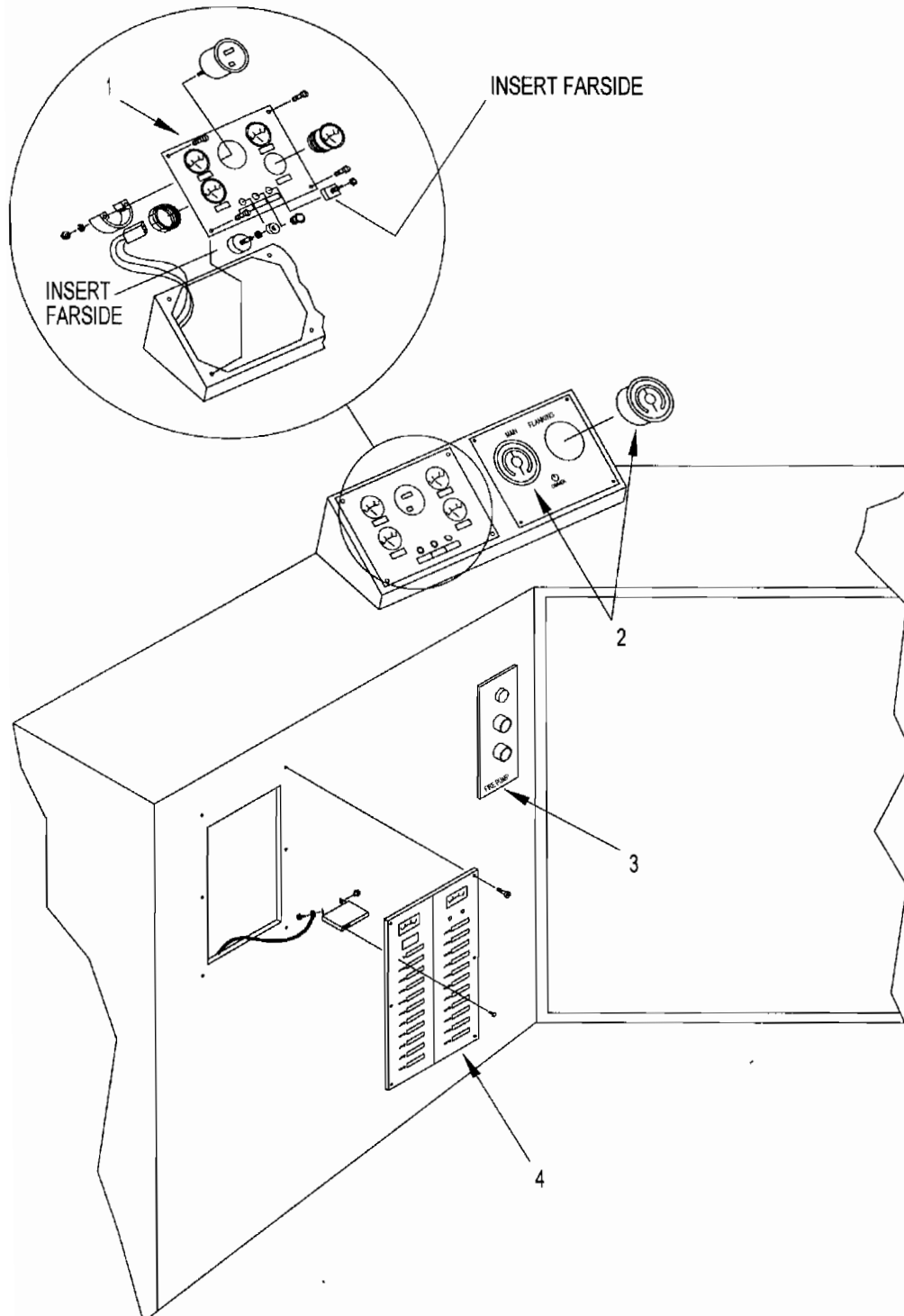
Section II. Repair Parts List

**GROUP 0302 ENGINE, DIESEL
FIGURE 17 (N/A)**

(1) ITEM NUM	(2) SMR	(3) CAGEC	(4) PARTNUM	(5) DESCRIPTION AND UOC	(6) QA
*	XDCFF	15434	6B59G1	-ENGINE,DIESEL	2
				-END OF FIGURE	

* Reference TM55-1925-253-14&P

Section II. Repair Parts List



SOME ITEMS NOT SHOWN FOR CLARITY

Figure 18. Console (Sheet 1 of 2)

Section II. Repair Parts List

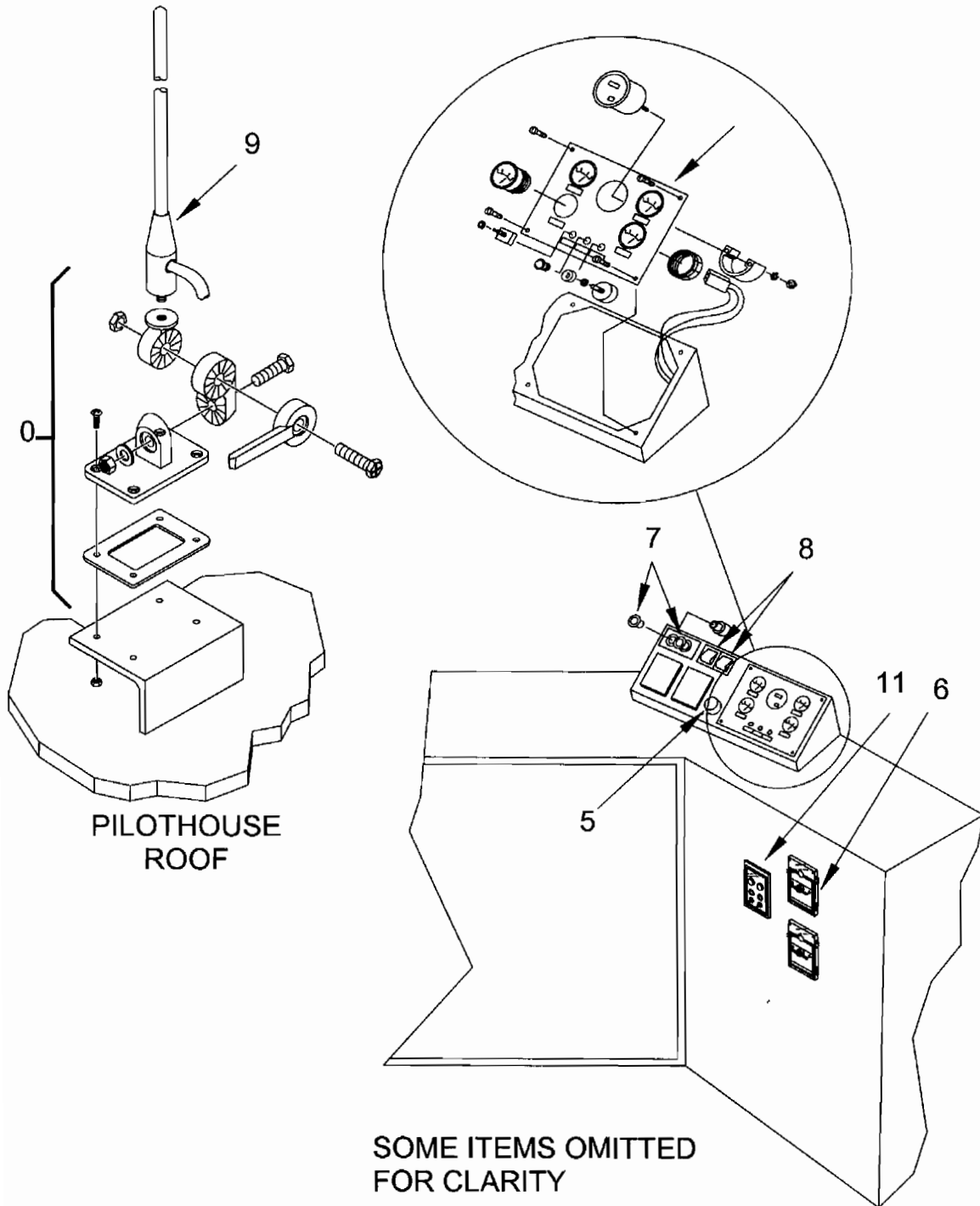


Figure 18. Console (Sheet 2 of 2)

TM55-1925-236-24P

Section II. Repair Parts List

**GROUP 04 CONSOLE
FIGURE 18**

(1) ITEM NUM	(2) SMR	(3) CAGEC	(4) PARTNUM	(5) DESCRIPTION AND UOC	(6) QA
	XCCFF	79051	ST 95-600-04	CONSOLE FPU	1
1	XDFZZ	03479	97-69-0340	-MAIN ENG GAUGE PNL FPU	2
2	XDFZZ	0F6M5	262601	-INDICATOR,RUD ANGLE FPU	2
3	XDFZZ	51918	XAL B371	-EMERG ST/SP FR PUMP FPU	1
4	XDFZZ	62028	ES-1	-DC PANEL FPU	1
5	XDFZZ	88869	10250T101	-HORN CONTROL FPU	1
*	XDFZZ	10055	760	-MAIN ENG THROT CONT FPU	2
*	XDFZZ	10055	CH12431	-ME THRT CONT FPU BACKUP	2
*	XDFZZ	10055	10250T2	-SELECTOR FPU SWITCH,CNT	2
6	XDFZZ	0KDP7	871403	-EMRG FUEL SO SWITCH FPU	1
7	XDFZZ	51918	CL9001-KR9R	-MAIN ENG EMERG FPU STOP	1
8	XDFZZ	79051	ST95-600-04 ITEM 26	-GEN EMERG STOP FPU	1
**	XDFZZ	0F6M5	A0051N	-STEERING CONT PANEL FPU	1
***	XDFZZ	0F6M5	A1057A	-COWT DOOR ALM PNL FPU	1
****	XDFFF	01KG6	EPH5202X	-HANDHELD PORT,VHF FPU	4
9	XDCZZ	23657	396-1	-ANTENNA FPU	2
10	XDCZZ	23657	366-H	--MOUNT FPU	2
11	XDCZZ	21204	CC-6005	-CONTROL BOX,CLSCR FPU	1
				-END OF FIGURE	

- * Reference TM55-1925-250-14&P
- ** Reference TM55-1925-248-14&P
- *** Reference TM55-1925-246-14&P
- **** Reference TM55-1925-255-14&P

TM55-1925-236-24P

Section II. Repair Parts List

**GROUP 0401 MARINE VHF TRANSCEIVER
FIGURE 19 (N/A)**

(1) ITEM NUM	(2) SMR	(3) CAGEC	(4) PARTNUM	(5) DESCRIPTION AND UOC		(6) QA
*	XDFZZ	0WF67	DSC 500	-MARINE VHF XCVR	FPU	2
				-END OF FIGURE		

* Reference Operating Manual DSC 500 Digital Selective Call Marine VHF Transceiver

TM55-1925-236-24P

Section II. Repair Parts List

**GROUP 0402 RADAR SET GROUP
FIGURE 20 (N/A)**

(1) ITEM NUM	(2) SMR	(3) CAGEC	(4) PARTNUM	(5) DESCRIPTION AND UOC	(6) QA
*	XDCFF	7H422	R40XX	-RADAR SET GROUP -END OF FIGURE	FPU 1

* Reference TM55-1925-249-14&P

TM55-1925-236-24P

Section II. Repair Parts List

**GROUP 0403 DEPTH SOUNDER
FIGURE 21 (N/A)**

(1) ITEM NUM	(2) SMR	(3) CAGEC	(4) PARTNUM	(5) DESCRIPTION AND UOC	(6) QA
*	XDFZZ	7H422	ST50	-DEPTH SOUNDER FPU	1
				-END OF FIGURE	

* Reference TM55-1925-249-14&P

TM55-1925-236-24P

Section II. Repair Parts List

**GROUP 0404 TELEPHONE, SOUND POWERED
FIGURE 22 (N/A)**

(1) ITEM NUM	(2) SMR	(3) CAGEC	(4) PARTNUM	(5) DESCRIPTION AND UOC	(6) QA
*	XDCFF	73274	SELR-86	-TELE,SOUND POWERED FPU -END OF FIGURE	1

* Reference TM55-1925-255-14&P

Section II. Repair Parts List

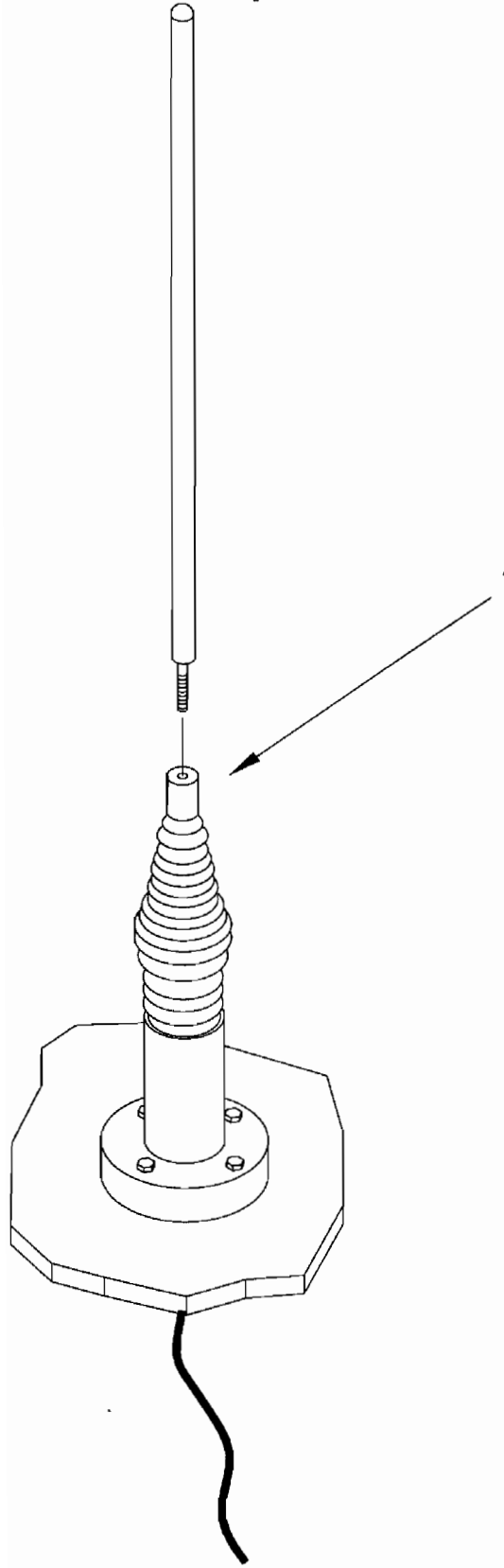


Figure 23. Antenna

TM55-1925-236-24P

Section II. Repair Parts List

**GROUP 0405 ANTENNA
FIGURE 23**

(1) ITEM NUM	(2) SMR	(3) CAGEC	(4) PARTNUM	(5) DESCRIPTION AND UOC	(6) QA
1	XDCZZ	23657	4242-MK1	-ANTENNA FPU	1
				-END OF FIGURE	

TM55-1925-236-24P

Section II. Repair Parts List

**GROUP 0406 SEARCHLIGHT
FIGURE 24 (N/A)**

(1) ITEM NUM	(2) SMR	(3) CAGEC	(4) PARTNUM	(5) DESCRIPTION AND UOC	(6) QA
*	XDCFF	10741	X9398-RF 500W	-SEARCHLIGHT	1
				-END OF FIGURE	

* Reference TM55-1925-249-14&P

TM55-1925-236-24P

Section II. Repair Parts List

**GROUP 0407 COMPASSES
FIGURE 25 (N/A)**

(1) ITEM NUM	(2) SMR	(3) CAGEC	(4) PARTNUM	(5) DESCRIPTION AND UOC	(6) QA
*	XDCZZ	50967	CMP R1TYB500 5"	-MAGNETIC COMPASS FPU	1
*	XDFZZ	50967	R1TMC200F	-FLUXGATE COMPASS FPU	1
				-END OF FIGURE	

* Reference TM55-1925-249-14&P

TM55-1925-236-24P

Section II. Repair Parts List

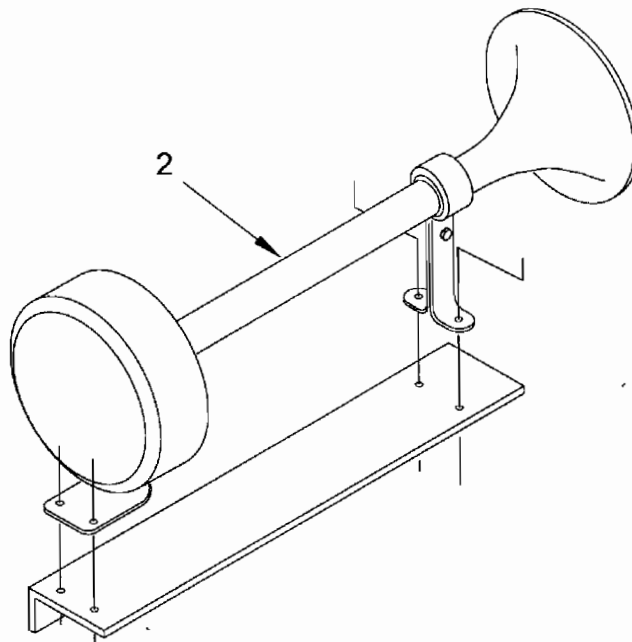
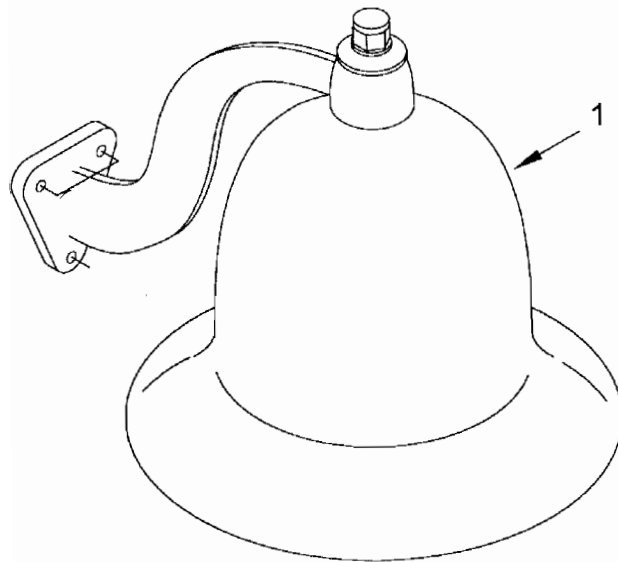


Figure 26. Lifesaving and Safety

TM55-1925-236-24P

Section II. Repair Parts List

GROUPS 05 AND 0501 LIFESAVING AND SAFETY
FIGURE 26

(1) ITEM NUM	(2) SMR	(3) CAGEC	(4) PARTNUM	(5) DESCRIPTION AND UOC	(6) QA	
	XCCOO	79051	ST-95-600-05	LIFESAVING & SAFETY	FPU	1
1	XDCZZ	46576	FIG 159-008-PL8	-SHIP'S BELL	FPU	1
2	XDOZZ	64189	11017	-ELECTRIC HORN 24V	FPU	1
				-END OF FIGURE		

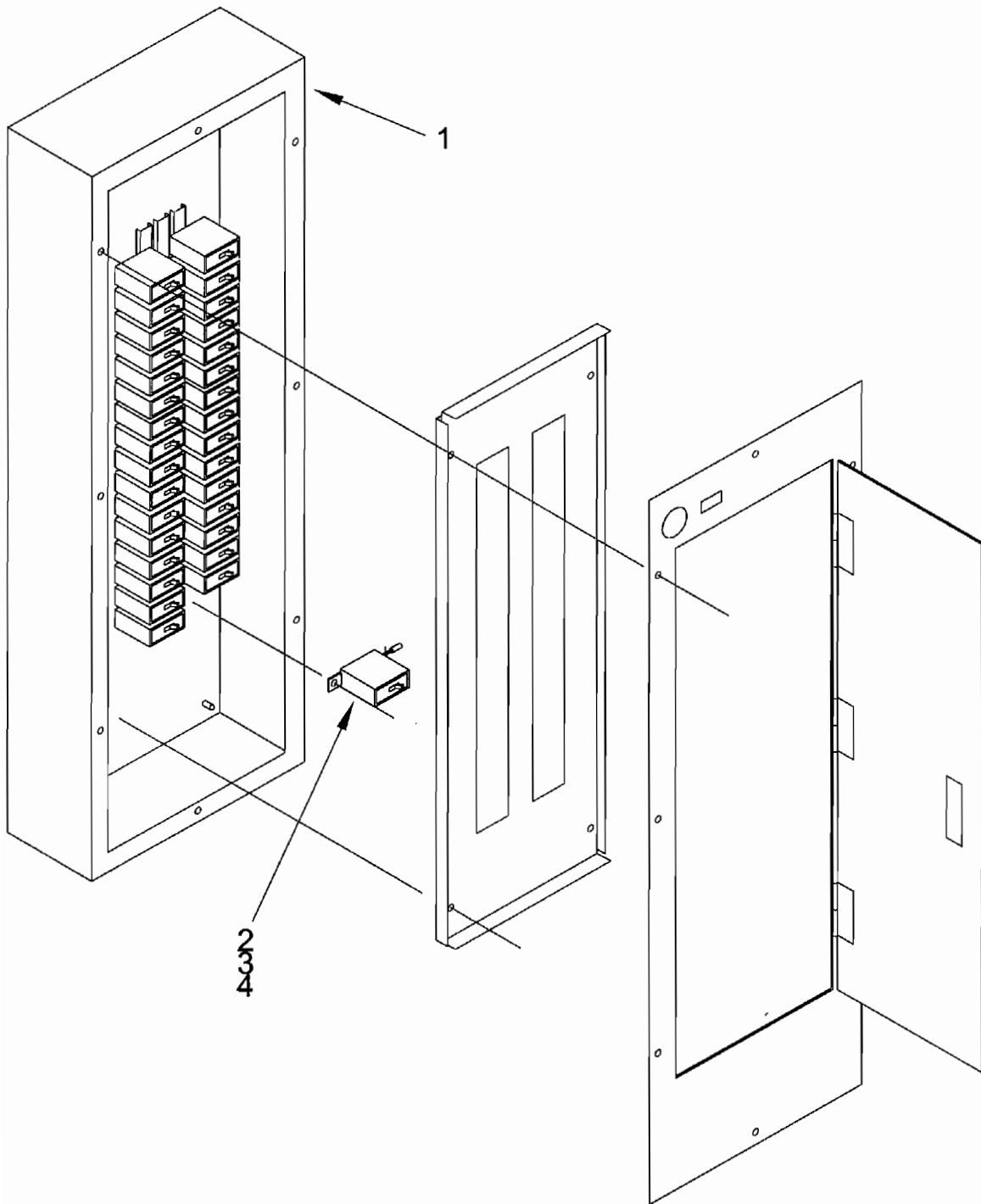
TM55-1925-236-24P

**Section II. Repair Parts List
GROUP 0601 SWITCHBOARD
FIGURE 27 (N/A)**

(1) ITEM NUM	(2) SMR	(3) CAGEC	(4) PARTNUM	(5) DESCRIPTION AND UOC		(6) QA
	XCCFF	0XMT9	ST-95-310-01	SWITCHBOARD & GEN C	FPU	1
*	XDCFF	0XMT9	97186	-SWITCHBOARD	FPU	1
				-END OF FIGURE		

* Reference TM55-1925-255-14&P

Section II. Repair Parts List



Typical Breakers
Figure 28. Distribution Panel 1

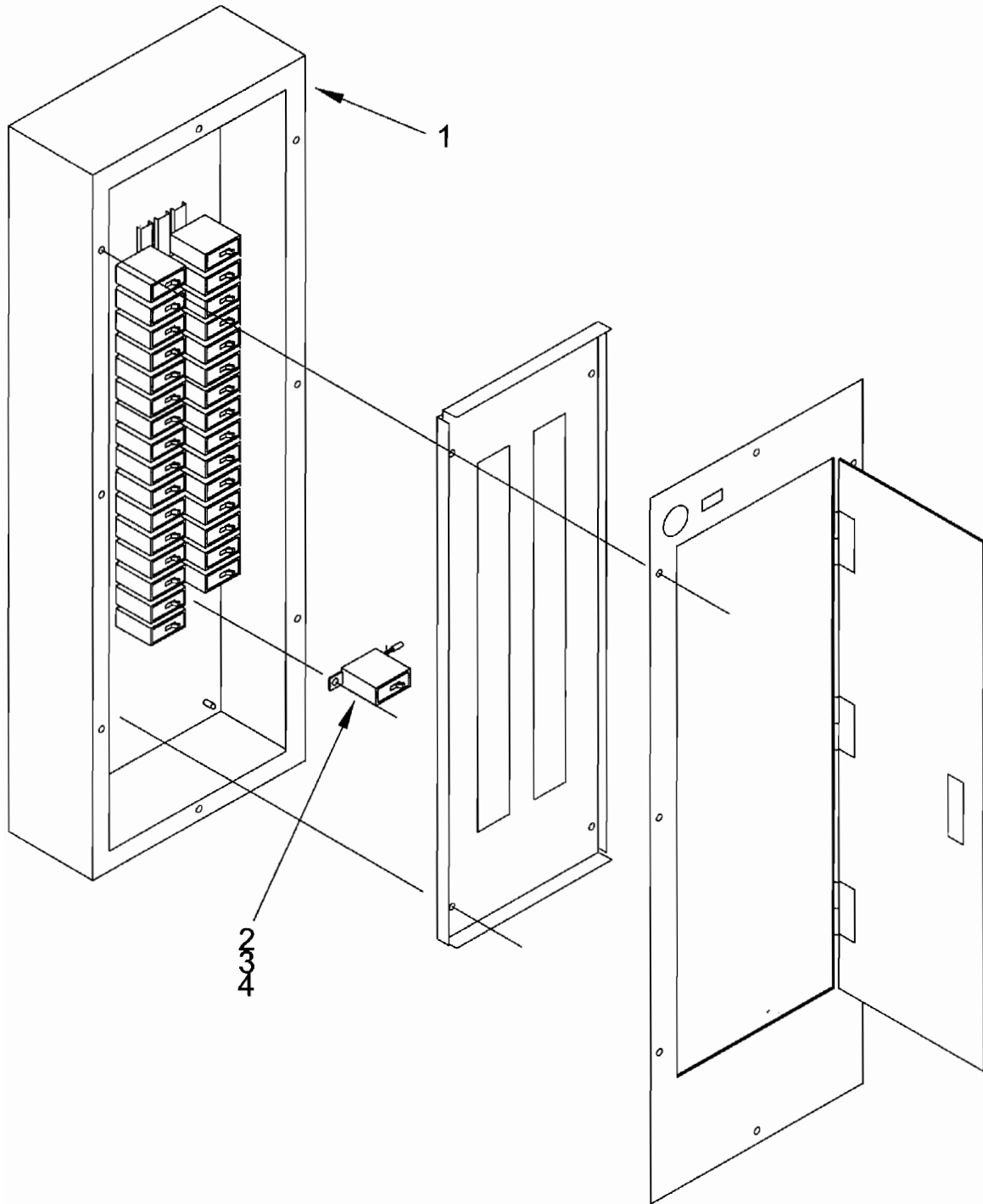
TM55-1925-236-24P

Section II. Repair Parts List

**GROUP 0602 PANELS, DISTRIBUTION
FIGURE 28**

(1) ITEM NUM	(2) SMR	(3) CAGEC	(4) PARTNUM	(5) DESCRIPTION AND UOC		(6) QA
	XCFFF	0XMT9	ST-95-320-01	-PANELS,DISTRIBUTION	FPU	1
1	XDFFF	0XMT9	ST-95-320-01 SHT 2 ITEM DP1	--PNL,LWR ENGINE ROOM	FPU	1
2	XDFZZ	1H720	EHD3015V	---CIRCUIT BREAKER 15A	FPU	8
3	XDFZZ	1H720	EHD3020V	---CIRCUIT BREAKER 20A	FPU	2
4	XDFZZ	1H720	EHD3030V	---CIRCUIT BREAKER 30A	FPU	2
				-END OF FIGURE		

Section II. Repair Parts List



Typical Breakers
Figure 29. Distribution Panel 2

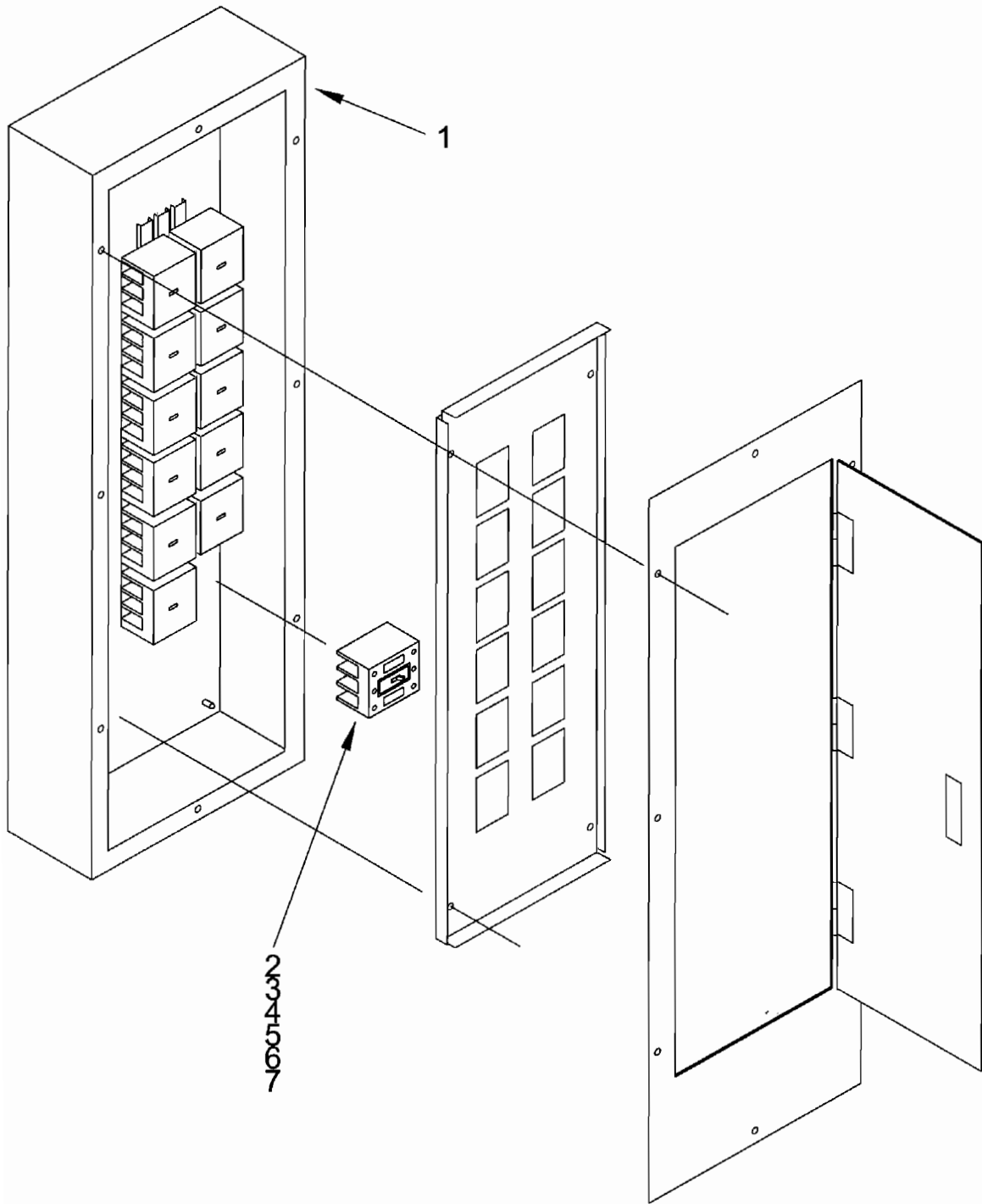
TM55-1925-236-24P

Section II. Repair Parts List

GROUP 0602 PANELS, DISTRIBUTION
FIGURE 29

(1) ITEM NUM	(2) SMR	(3) CAGEC	(4) PARTNUM	(5) DESCRIPTION AND UOC		(6) QA
1	XDFFF	0XMT9	ST-95-320-01 SHT 2 ITEM DP2	--PNL,UPR ENGINE ROOM	FPU	1
2	XDFZZ	1H720	EHD3015V	---CIRCUIT BREAKER 15A	FPU	8
3	XDFZZ	1H720	EHD3020V	---CIRCUIT BREAKER 20A	FPU	2
4	XDFZZ	1H720	EHD3030V	---CIRCUIT BREAKER 30A	FPU	2
				-END OF FIGURE		

Section II. Repair Parts List



Typical Breakers
Figure 30. Distribution Panel 3

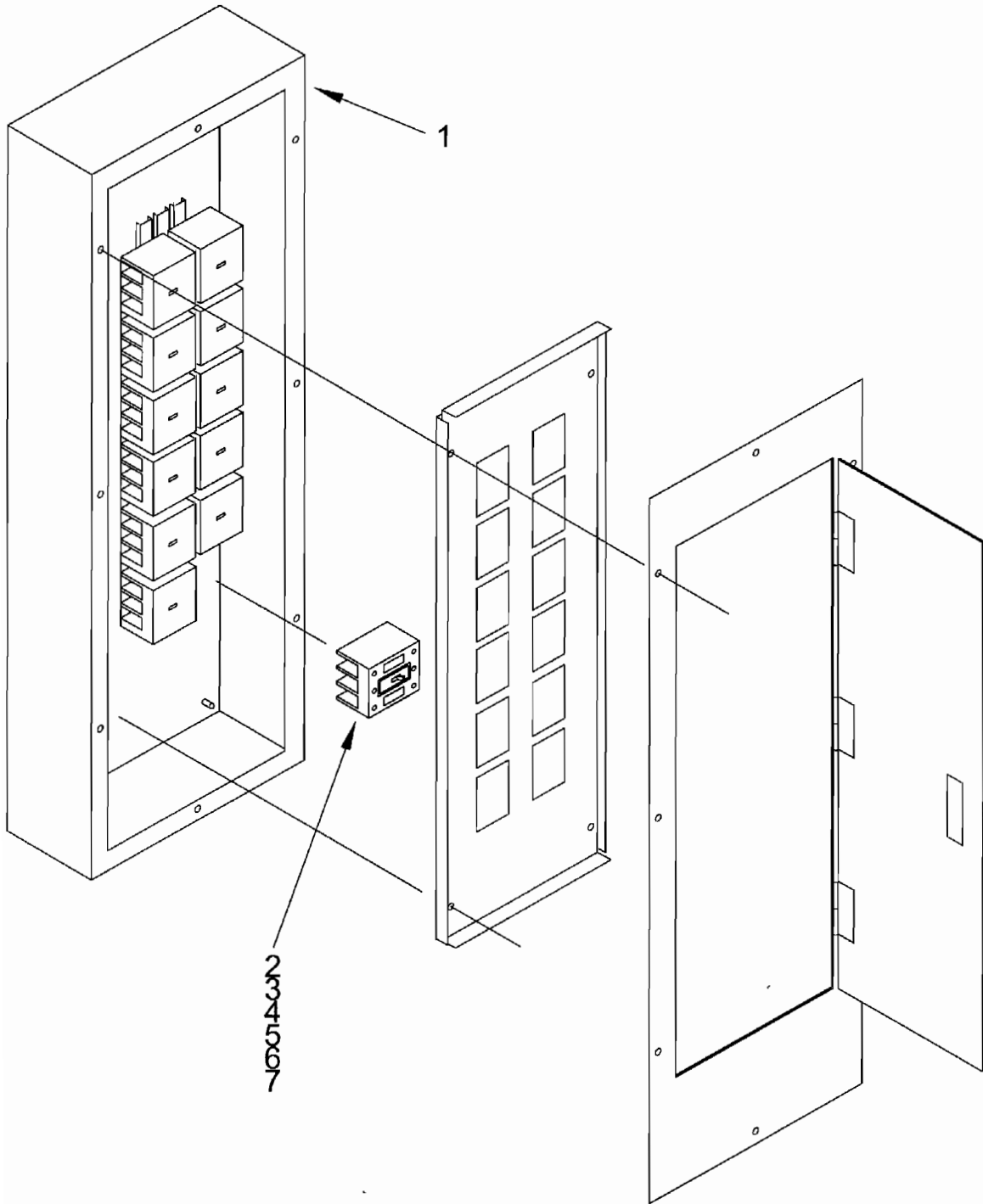
TM55-1925-236-24P

Section II. Repair Parts List

**GROUP 0602 PANELS, DISTRIBUTION
FIGURE 30**

(1) ITEM NUM	(2) SMR	(3) CAGEC	(4) PARTNUM	(5) DESCRIPTION AND UOC	(6) QA
1	XDFFF	0XMT9	ST-95-320-01 SHT 3 ITEM DP3	--PNL,UPR ENGINE ROOM	FPU 1
2	XDFZZ	1H720	BAB1015V	---CIRCUIT BREAKER 15A	FPU 13
3	XDFZZ	1H720	BAB1020V	---CIRCUIT BREAKER 20A	FPU 5
4	XDFZZ	1H720	BAB2020V	---CIRCUIT BREAKER 20A	FPU 3
5	XDFZZ	1H720	BAB3060V	---CIRCUIT BREAKER 60A	FPU 2
6	XDFZZ	1H720	QBGF1015V	---CIRCUIT BREAKER 15A	FPU 1
7	XDFZZ	1H720	QBGF1020V	---CIRCUIT BREAKER 20A	FPU 5
				-END OF FIGURE	

Section II. Repair Parts List



Typical Breakers
Figure 31. Distribution Panel 4

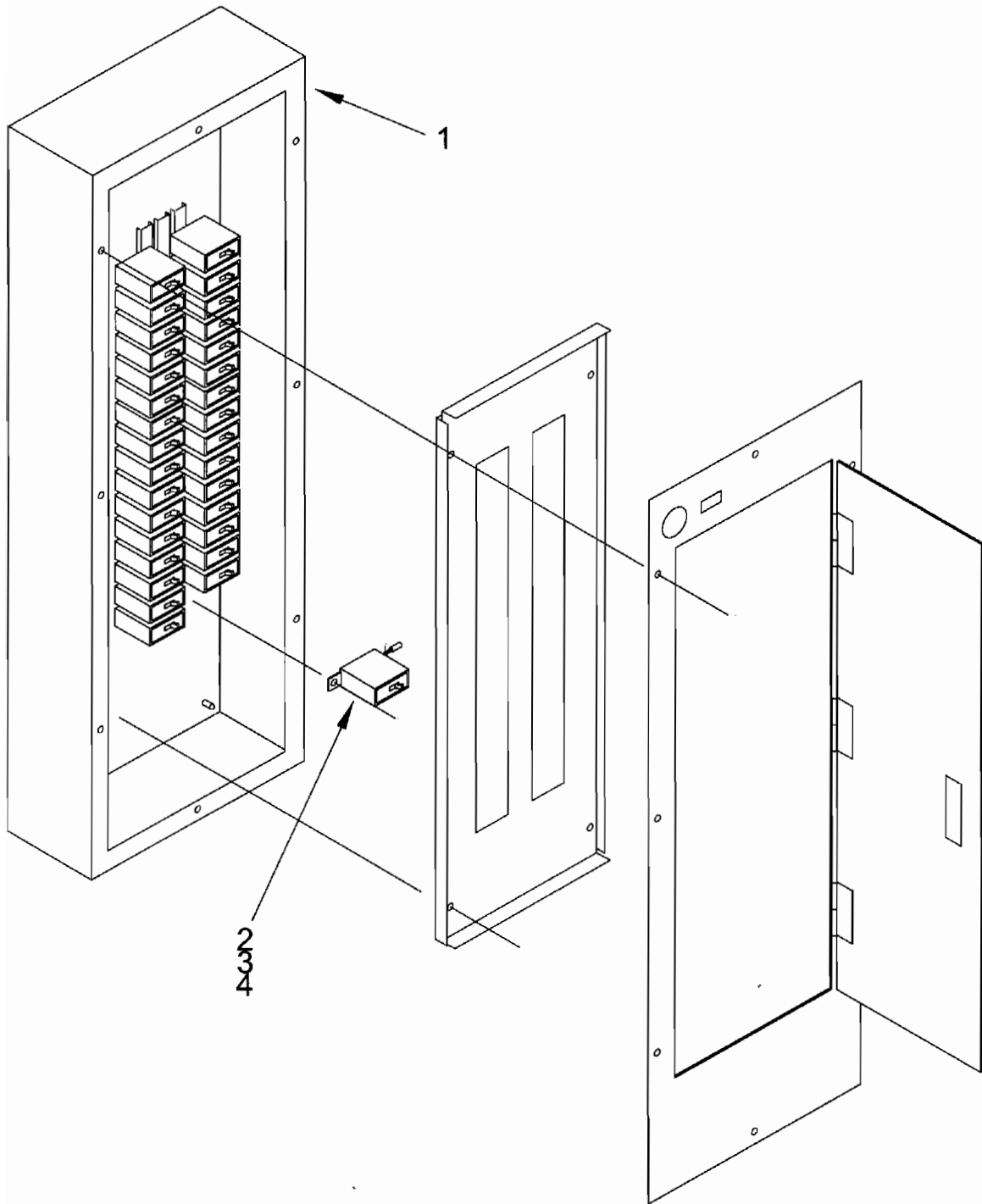
TM55-1925-236-24P

Section II. Repair Parts List

**GROUP 0602 PANELS, DISTRIBUTION
FIGURE 31**

(1) ITEM NUM	(2) SMR	(3) CAGEC	(4) PARTNUM	(5) DESCRIPTION AND UOC		(6) QA
1	XDFFF	0XMT9	ST-95-320-01 SHT 3 ITEM DP4	--PNL,LWR ENGINE ROOM	FPU	1
2	XDFZZ	1H720	BAB1015V	---CIRCUIT BREAKER 15A	FPU	12
3	XDFZZ	1H720	BAB1020V	---CIRCUIT BREAKER 20A	FPU	8
4	XDFZZ	1H720	BAB2015V	---CIRCUIT BREAKER 15A	FPU	1
5	XDFZZ	1H720	BAB2020V	---CIRCUIT BREAKER 20A	FPU	1
6	XDFZZ	1H720	BAB1040V	---CIRCUIT BREAKER 40A	FPU	2
7	XDFZZ	1H720	QBGF1020V	---CIRCUIT BREAKER 20A	FPU	4
				-END OF FIGURE		

Section II. Repair Parts List



Typical Breakers
Figure 32. Distribution Panel 5

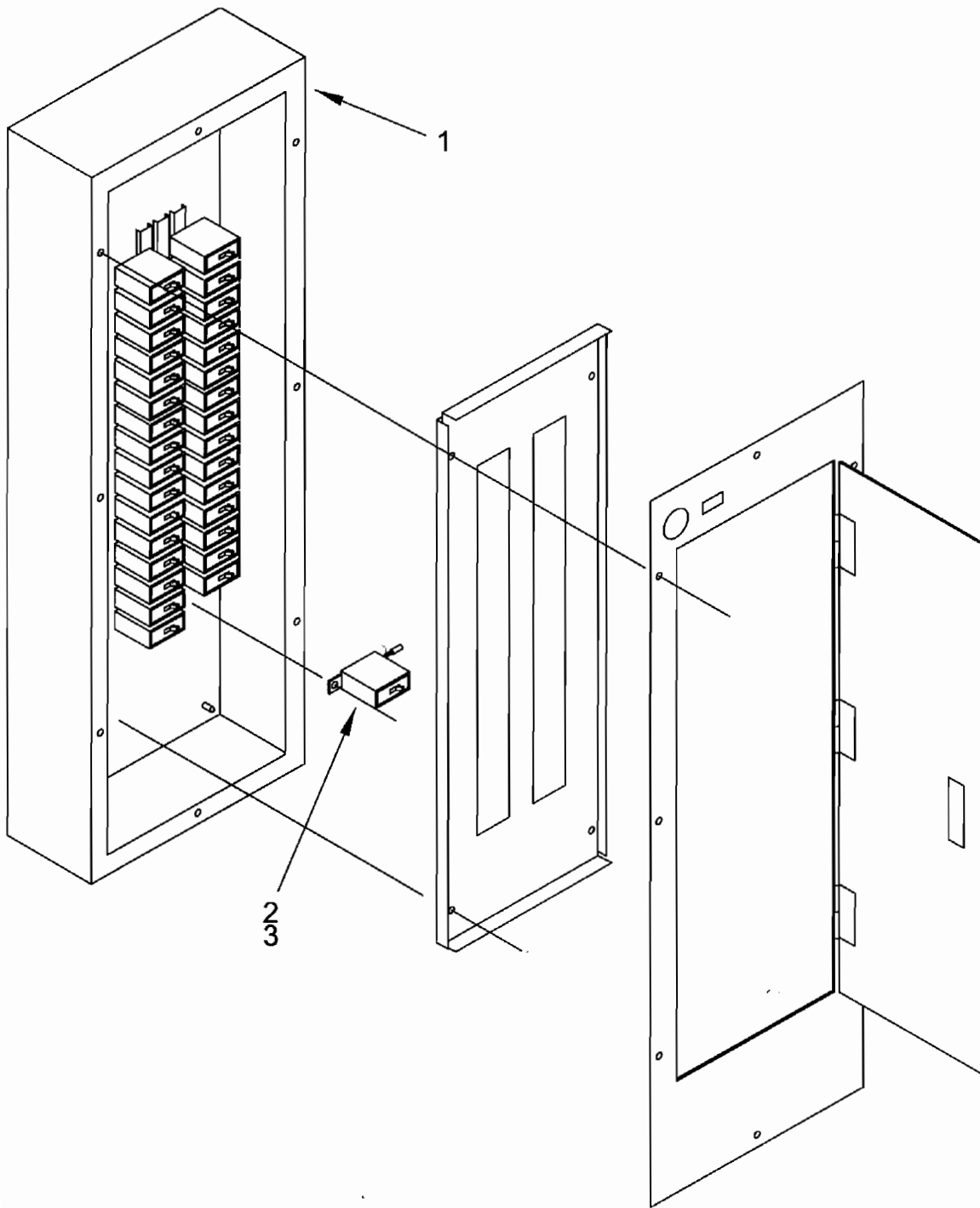
TM55-1925-236-24P

Section II. Repair Parts List

GROUP 0602 PANELS, DISTRIBUTION
FIGURE 32

(1) ITEM NUM	(2) SMR	(3) CAGEC	(4) PARTNUM	(5) DESCRIPTION AND UOC	(6) QA
1	XDFFF	0XMT9	ST-95-320-01 SHT 3 ITEM DP5	--PANEL,PILOT HOUSE FPU	1
2	XDFZZ	1H720	CH115V	---CIRCUIT BREAKER 15A FPU	18
3	XDFZZ	1H720	CH120V	---CIRCUIT BREAKER 20A FPU	3
4	XDFZZ	1H720	CH120GF	---CIRCUIT BREAKER 15A FPU	2
				-END OF FIGURE	

Section II. Repair Parts List



Typical Breakers
Figure 33. Distribution Panel 6

TM55-1925-236-24P

Section II. Repair Parts List

GROUP 0602 PANELS, DISTRIBUTION
FIGURE 33

(1) ITEM NUM	(2) SMR	(3) CAGEC	(4) PARTNUM	(5) DESCRIPTION AND UOC		(6) QA
1	XDFFF	0XMT9	ST-95-320-01 SHT 2 ITEM DP6	--PANEL, HEATER	FPU	1
2	XDFZZ	1H720	EHD3015V	---CIRCUIT BREAKER 15A	FPU	8
3	XDFZZ	1H720	EHD3030V	---CIRCUIT BREAKER 30A	FPU	2
				-END OF FIGURE		

TM55-1925-236-24P

Section II. Repair Parts List

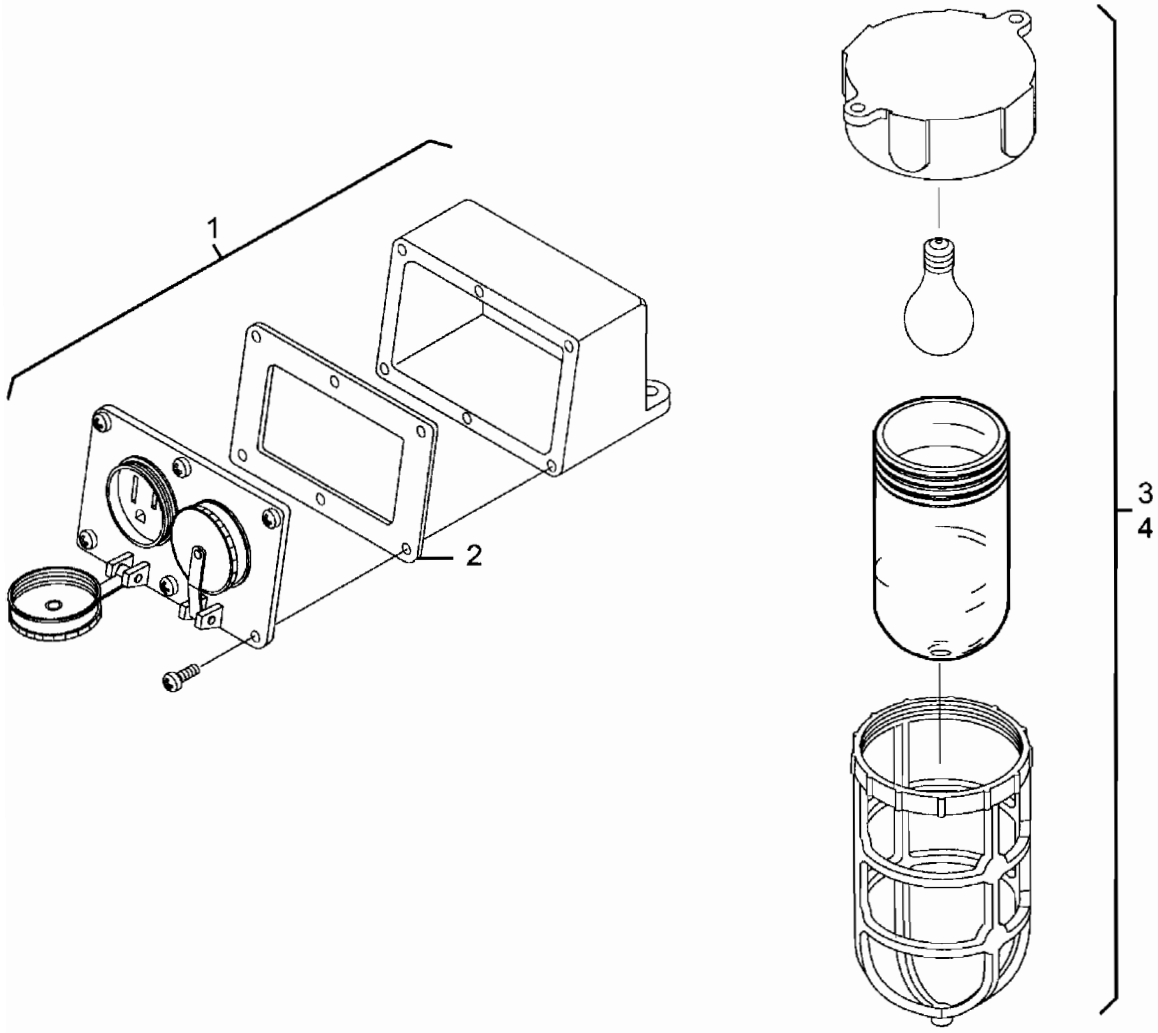


Figure 34. Lighting System

TM55-1925-236-24P

Section II. Repair Parts List

GROUP 07 LIGHTING SYSTEM
FIGURE 34

(1) ITEM NUM	(2) SMR	(3) CAGEC	(4) PARTNUM	(5) DESCRIPTION AND UOC	(6) QA
	XCCFF	79051	ST-95-330-01	LTG & RECEPTACLES	FPU 1
1	PACFF	95405	2592B-125	-RCPT, WATERTIGHT	FPU 17
2	PCCZZ	95405	GKT5001	--GASKET	FPU 1
3	PAFZZ	95405	707B	-FIXTURE, LIGHT	FPU 14
4	PAFZZ	95405	706B	-FIXTURE, LIGHT	FPU 4
				-END OF FIGURE	

TM55-1925-236-24P

Section II. Repair Parts List

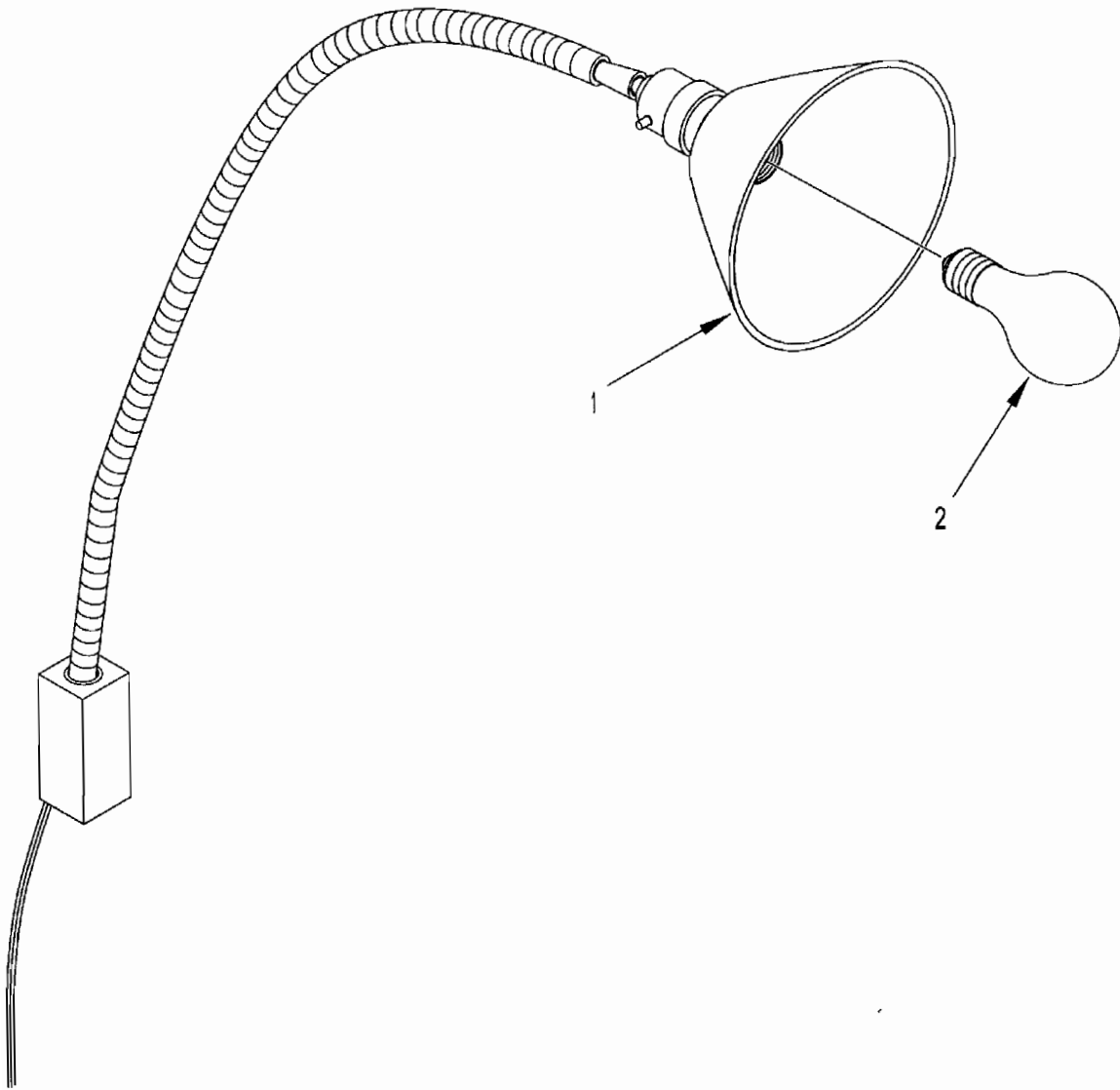


Figure 35. Lighting System

TM55-1925-236-24P

Section II. Repair Parts List

GROUP 07 LIGHTING SYSTEM
FIGURE 35

(1) ITEM NUM	(2) SMR	(3) CAGEC	(4) PARTNUM	(5) DESCRIPTION AND UOC	(6) QA
1	PAFZZ	3B100	MC-253W	-LIGHT, DESK FPU	1
2	PAFZZ	95405	F1018RV	--BULB, DESK LIGHT FPU	1
				-END OF FIGURE	

Section II. Repair Parts List

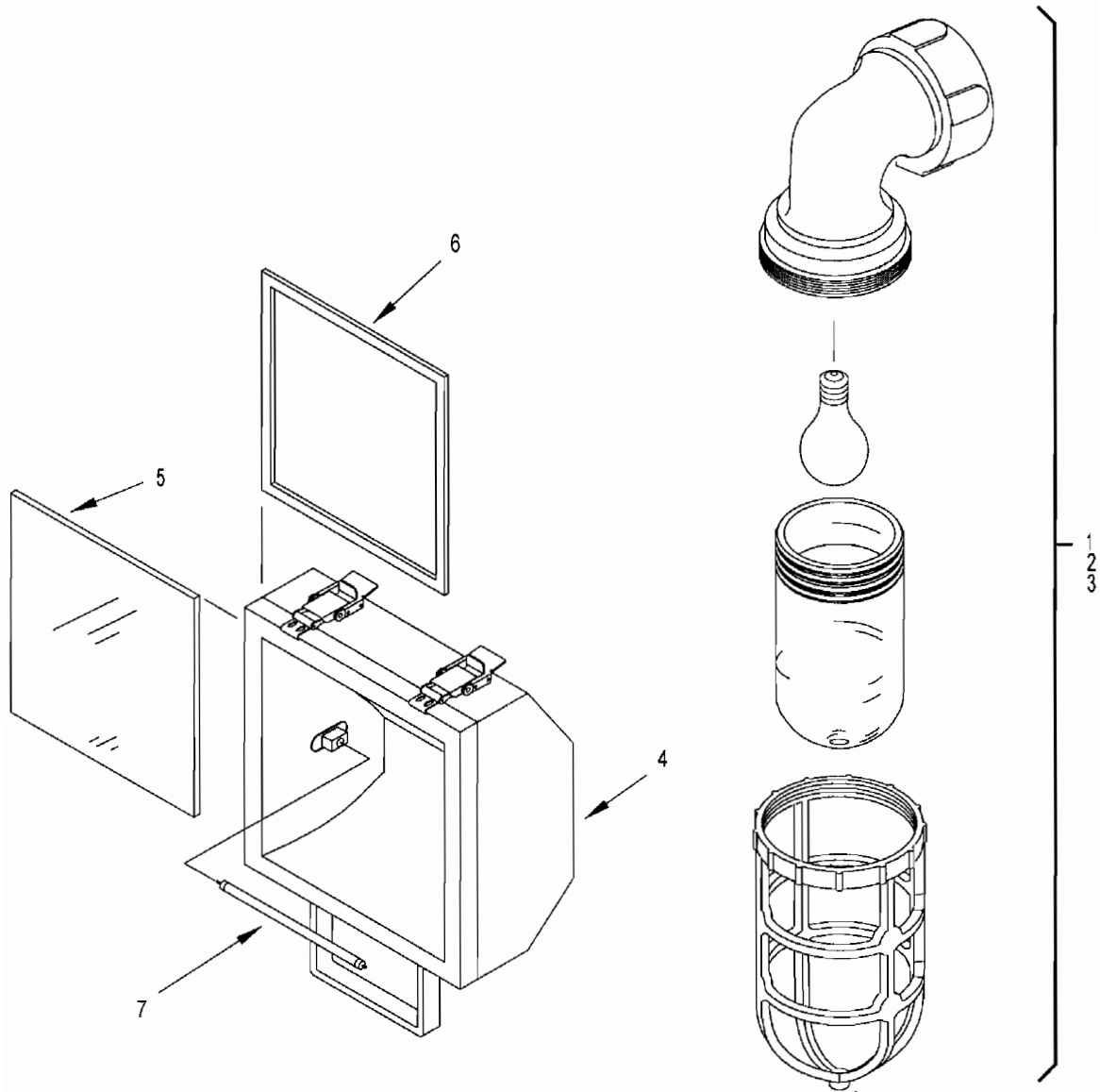


Figure 36. Lighting System

TM55-1925-236-24P

Section II. Repair Parts List

**GROUP 07 LIGHTING SYSTEM
FIGURE 36**

(1) ITEM NUM	(2) SMR	(3) CAGEC	(4) PARTNUM	(5) DESCRIPTION AND UOC	(6) QA
1	PAFZZ	95405	702 (CLEAR) 150WATT	-FXTR, NON-METALLIC	FPU 14
2	PAFZZ	95405	702 (RED) 150WATT	-FXTR, NON-METALLIC	FPU 4
3	PAFZZ	95405	701 (BLUE) 150WATT	-FXTR, NON-METALLIC	FPU 1
4	PAFFF	95405	QS1605 120VAC, 500W	-FLDT, HALOGEN W/LAMP	FPU 3
5	PAFZZ	95405	INX2149	--LENS 300-500W	FPU 1
6	PCCZZ	95405	GKT6089-30.75 300-500W	--GASKET	FPU 1
7	PAFZZ	95405	INX3521	--LAMP 500W	FPU 1
				-END OF FIGURE	

Section II. Repair Parts List

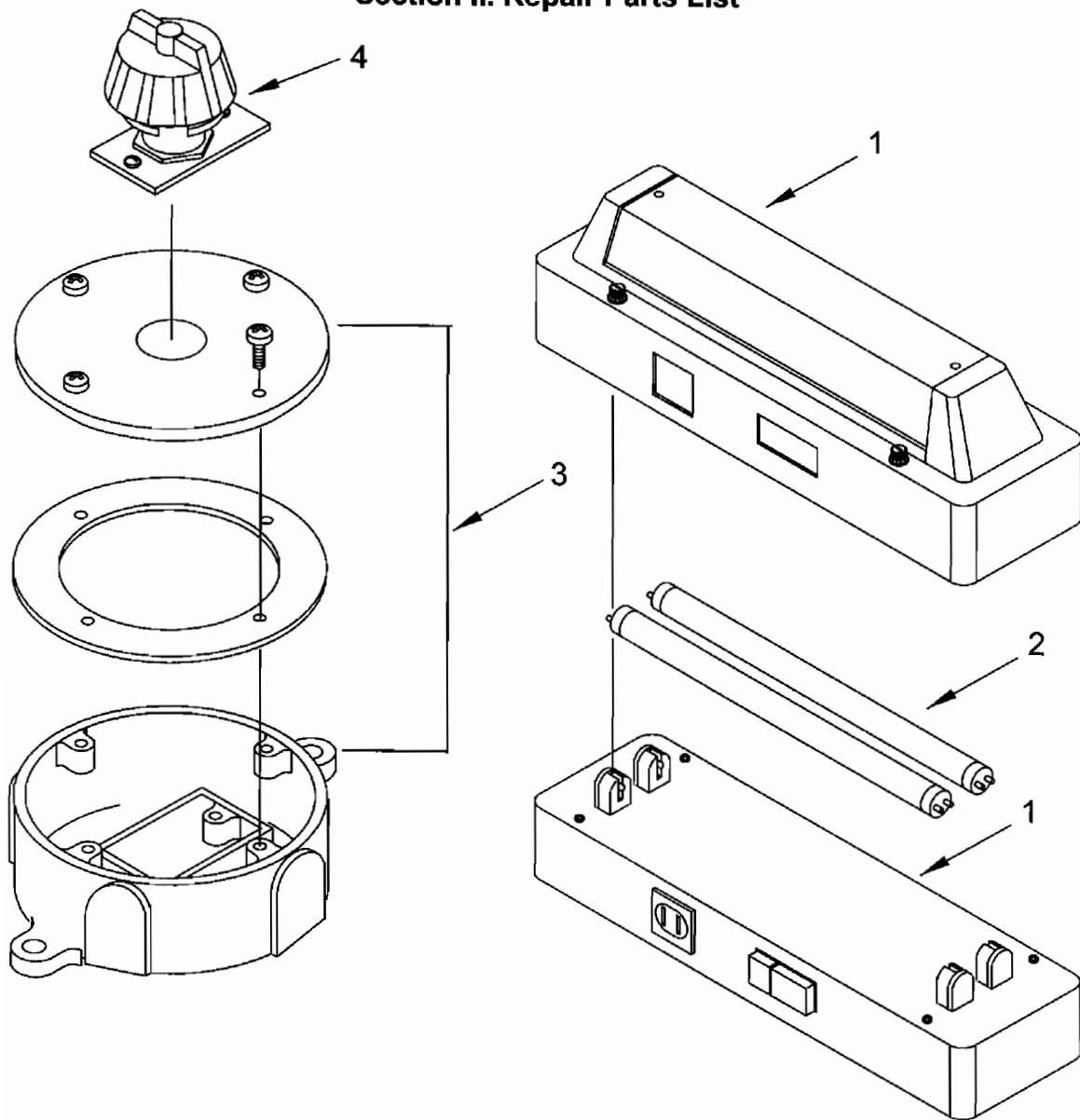


Figure 37. Lighting System

TM55-1925-236-24P

Section II. Repair Parts List
GROUP 07 LIGHTING SYSTEM
FIGURE 37

(1) ITEM NUM	(2) SMR	(3) CAGEC	(4) PARTNUM	(5) DESCRIPTION AND UOC	(6) QA
1	PAFFF	3B100	FM28	-MIRROR LIGHT FLUOR FPU	1
2	PAFZZ	3B100	F8T5	--BULB, MIRROR LIGHT FPU	2
3	PAFZZ	95405	861A	-SWITCH,WATERTIGHT FPU	5
4	PAFZZ	95405	INX3193	-SWITCH,ROTARY FPU	5
				-END OF FIGURE	

TM55-1925-236-24P

Section II. Repair Parts List

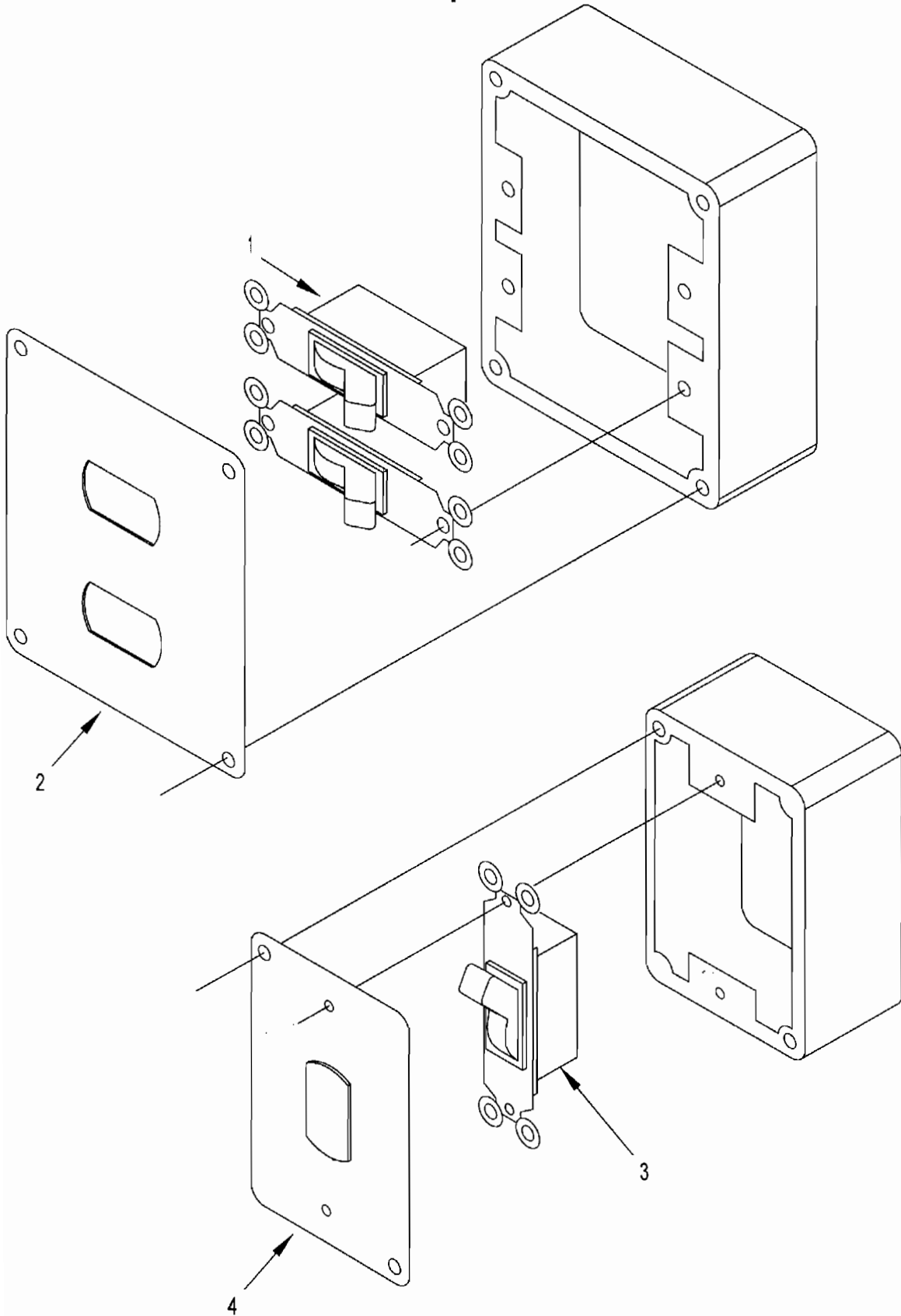


Figure 38. Lighting System

TM55-1925-236-24P

Section II. Repair Parts List

GROUP 07 LIGHTING SYSTEM
FIGURE 38

(1) ITEM NUM	(2) SMR	(3) CAGEC	(4) PARTNUM	(5) DESCRIPTION AND UOC	(6) QA
1	PACZZ	95405	1891I	-SWITCH, LIGHT	FPU 5
2	XCCZZ	3B100	WLRA1	-COVER PLATE, WEATHER	FPU 5
3	PACZZ	95405	4354I	-SWITCH, LIGHT	FPU 5
4	XCCZZ	3B100	WLRS1	-COVER PLATE, WEATHER	FPU 5
				-END OF FIGURE	

TM55-1925-236-24P

Section II. Repair Parts List

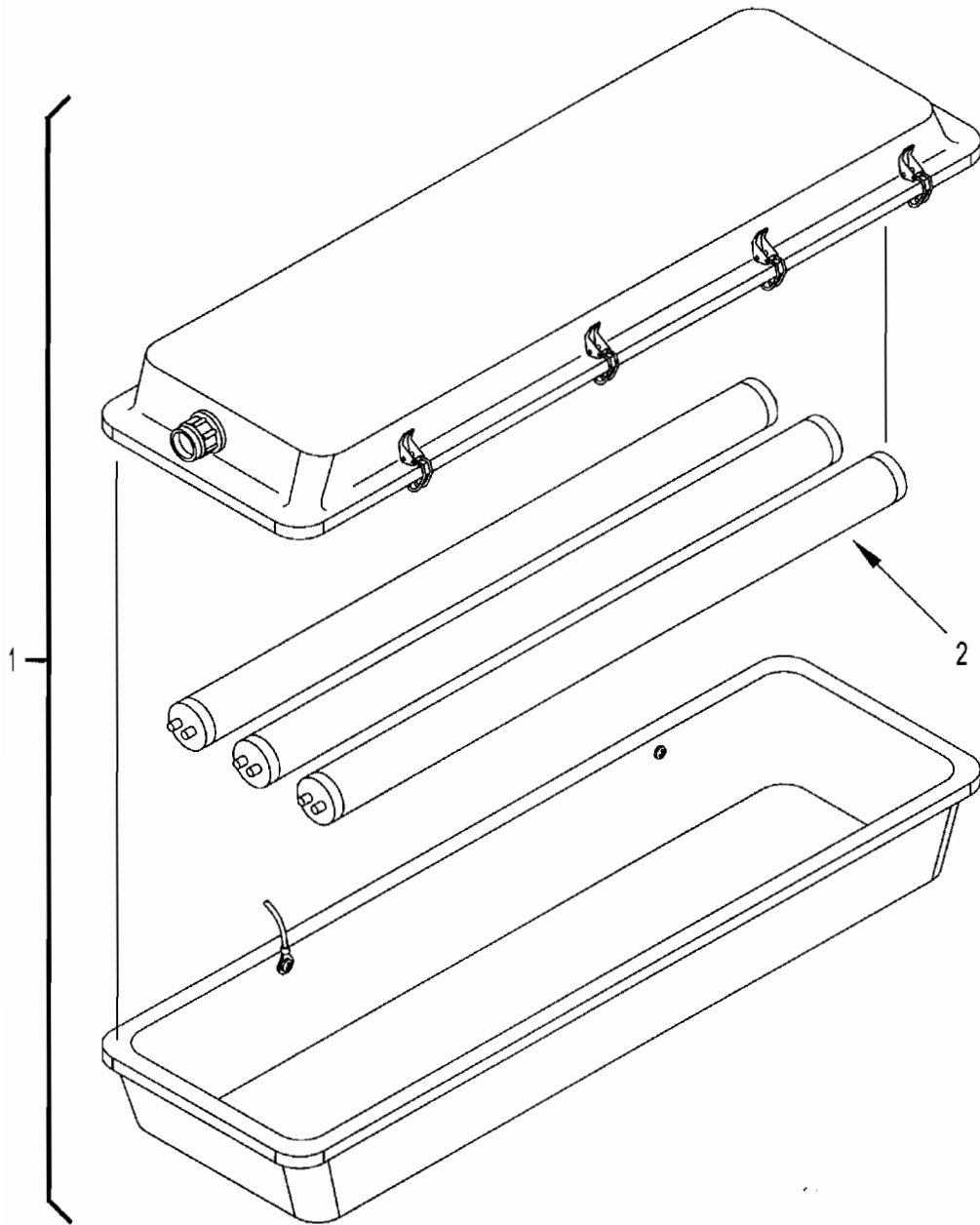


Figure 39. Lighting System

TM55-1925-236-24P

Section II. Repair Parts List
GROUP 07 LIGHTING SYSTEM
FIGURE 39

(1) ITEM NUM	(2) SMR	(3) CAGEC	(4) PARTNUM	(5) DESCRIPTION AND UOC	(6) QA
1	PACCC	95405	FPS320 20WATT	-OVHD FLUOR FIXTURE	FPU 4
2	PACZZ	95405	F20T12CW	--BULB, FLUORESCENT	FPU 3
				-END OF FIGURE	

TM55-1925-236-24P

Section II. Repair Parts List

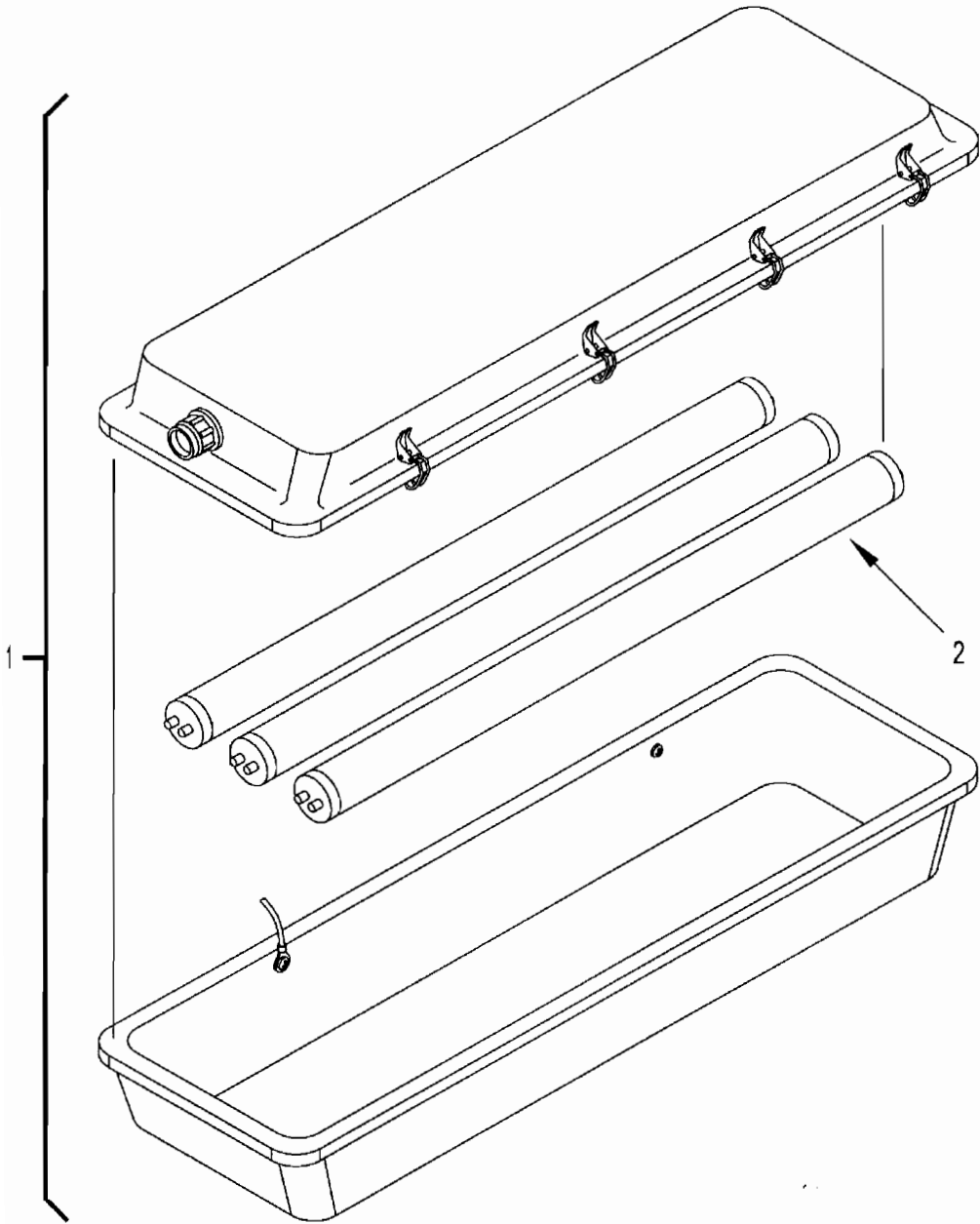


Figure 40. Lighting System

TM55-1925-236-24P

Section II. Repair Parts List
GROUP 07 LIGHTING SYSTEM
FIGURE 40

(1) ITEM NUM	(2) SMR	(3) CAGEC	(4) PARTNUM	(5) DESCRIPTION AND UOC	(6) QA
1	PACCC	95405	FPS340 40WATT	-OVHD FLUOR FIXTURE FPU	4
2	PACZZ	95405	F40CW	--BULB,FLUORESCENT FPU	3
				-END OF FIGURE	

TM55-1925-236-24P

Section II. Repair Parts List

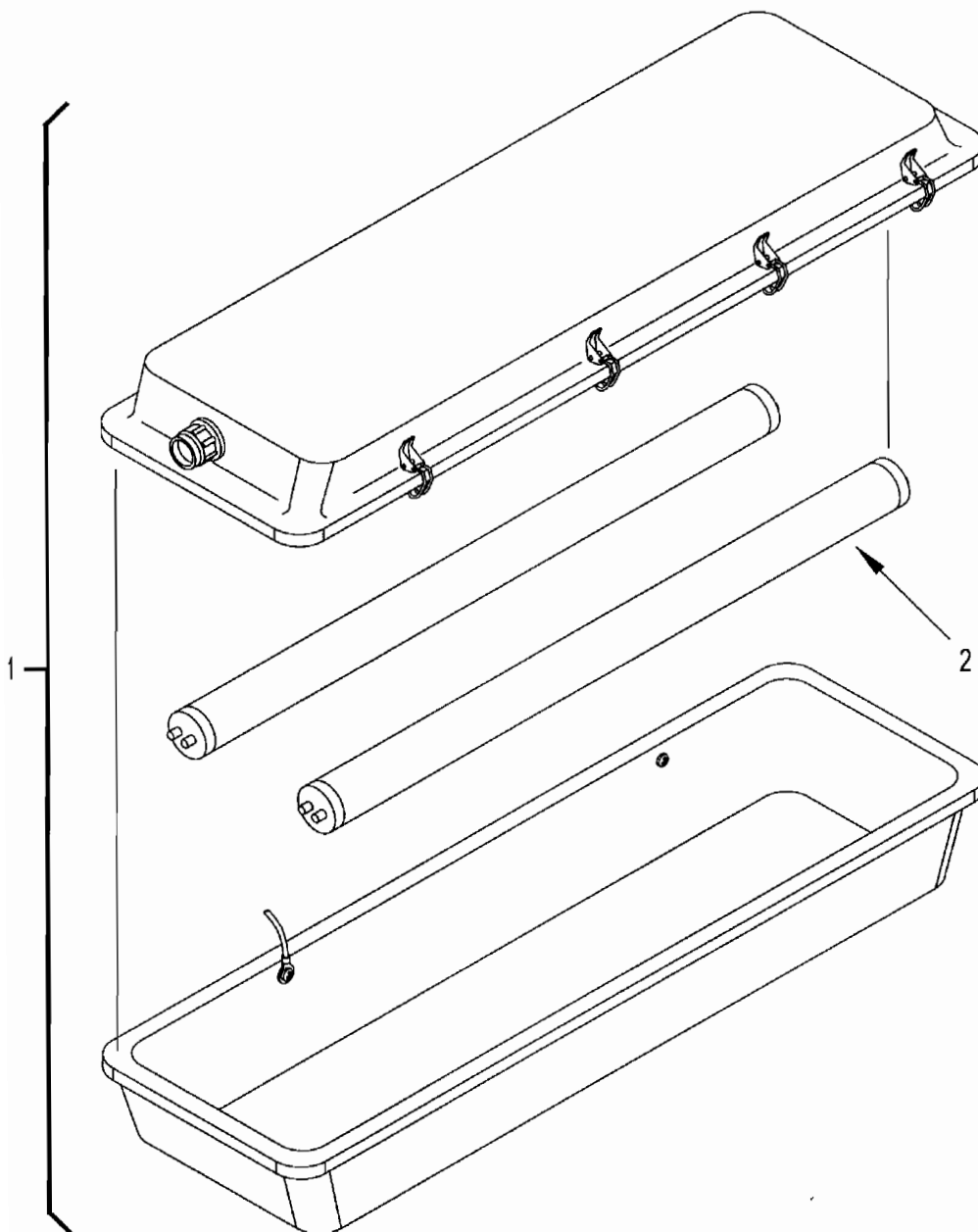


Figure 41. Lighting System

TM55-1925-236-24P

Section II. Repair Parts List
GROUP 07 LIGHTING SYSTEM
FIGURE 41

(1) ITEM NUM	(2) SMR	(3) CAGEC	(4) PARTNUM	(5) DESCRIPTION AND UOC	(6) QA
1	PACCC	95405	FPS220	-FIXTURE, FLUORESCET	FPU 12
2	PACZZ	95405	F20T12CW	--BULB, FLUORESCENT	FPU 2
				-END OF FIGURE	

TM55-1925-236-24P

Section II. Repair Parts List

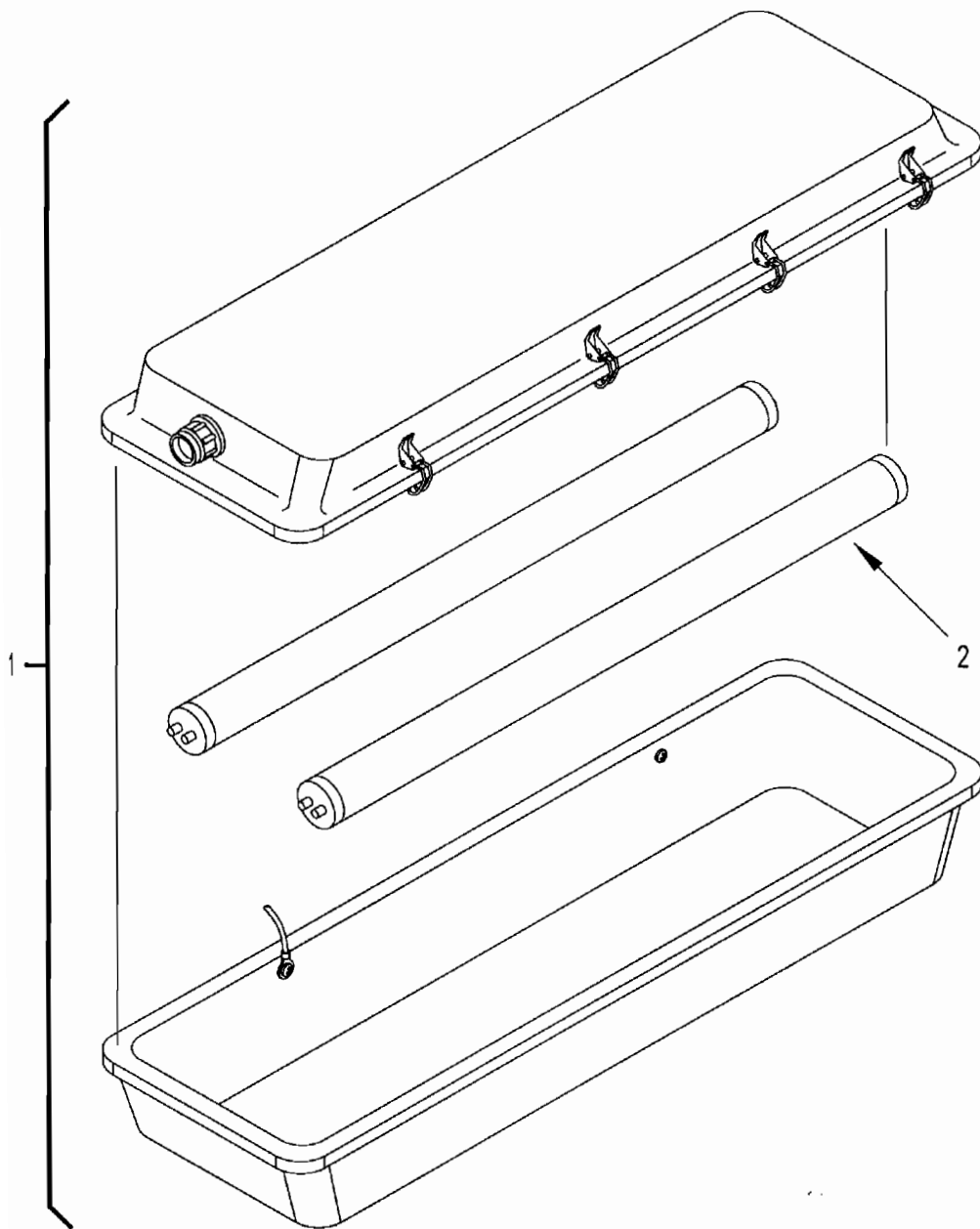


Figure 42. Lighting System

TM55-1925-236-24P

Section II. Repair Parts List
GROUP 07 LIGHTING SYSTEM
FIGURE 42

(1) ITEM NUM	(2) SMR	(3) CAGEC	(4) PARTNUM	(5) DESCRIPTION AND UOC	(6) QA
1	PACCC	95405	FPS240	-FIXTURE,FLUORESCET	FPU 16
2	PACZZ	95405	F40CW	--BULB,FLUORESCENT	FPU 2
				-END OF FIGURE	

TM55-1925-236-24P

Section II. Repair Parts List

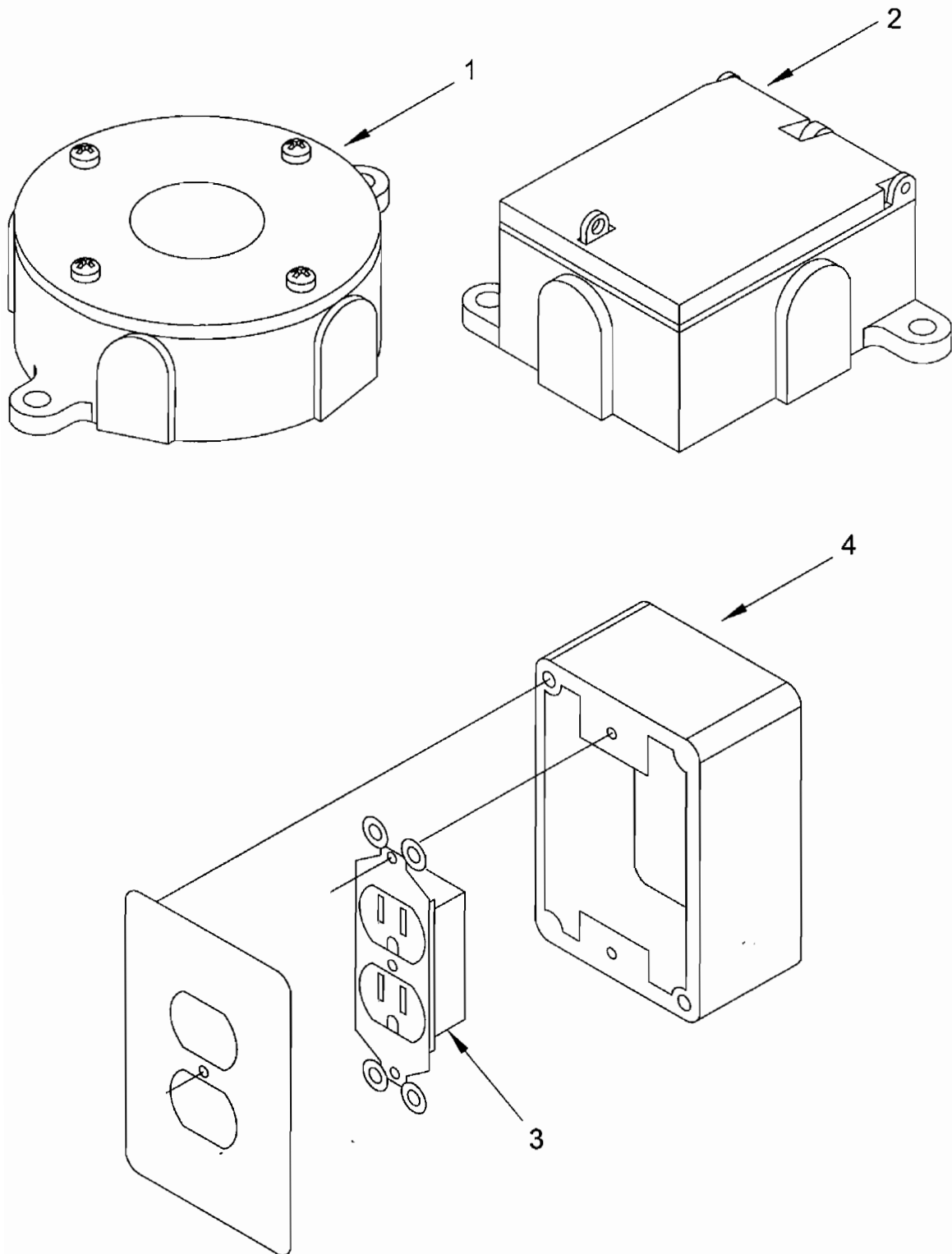


Figure 43. Lighting System

TM55-1925-236-24P

Section II. Repair Parts List
GROUP 07 LIGHTING SYSTEM
FIGURE 43

(1) ITEM NUM	(2) SMR	(3) CAGEC	(4) PARTNUM	(5) DESCRIPTION AND UOC		(6) QA
1	XDCZZ	95405	5335-0	-BOX, JUNCTION	FPU	3
2	PACZZ	95405	571-A	-DISTRIBUTION BOX	FPU	5
3	PACZZ	3B100	5352I	-RECEPTACLE, DUPLEX	FPU	13
4	PACZZ	3B100	5320	-BOX, WEATHERTIGHT	FPU	7
				-END OF FIGURE		

Section II. Repair Parts List

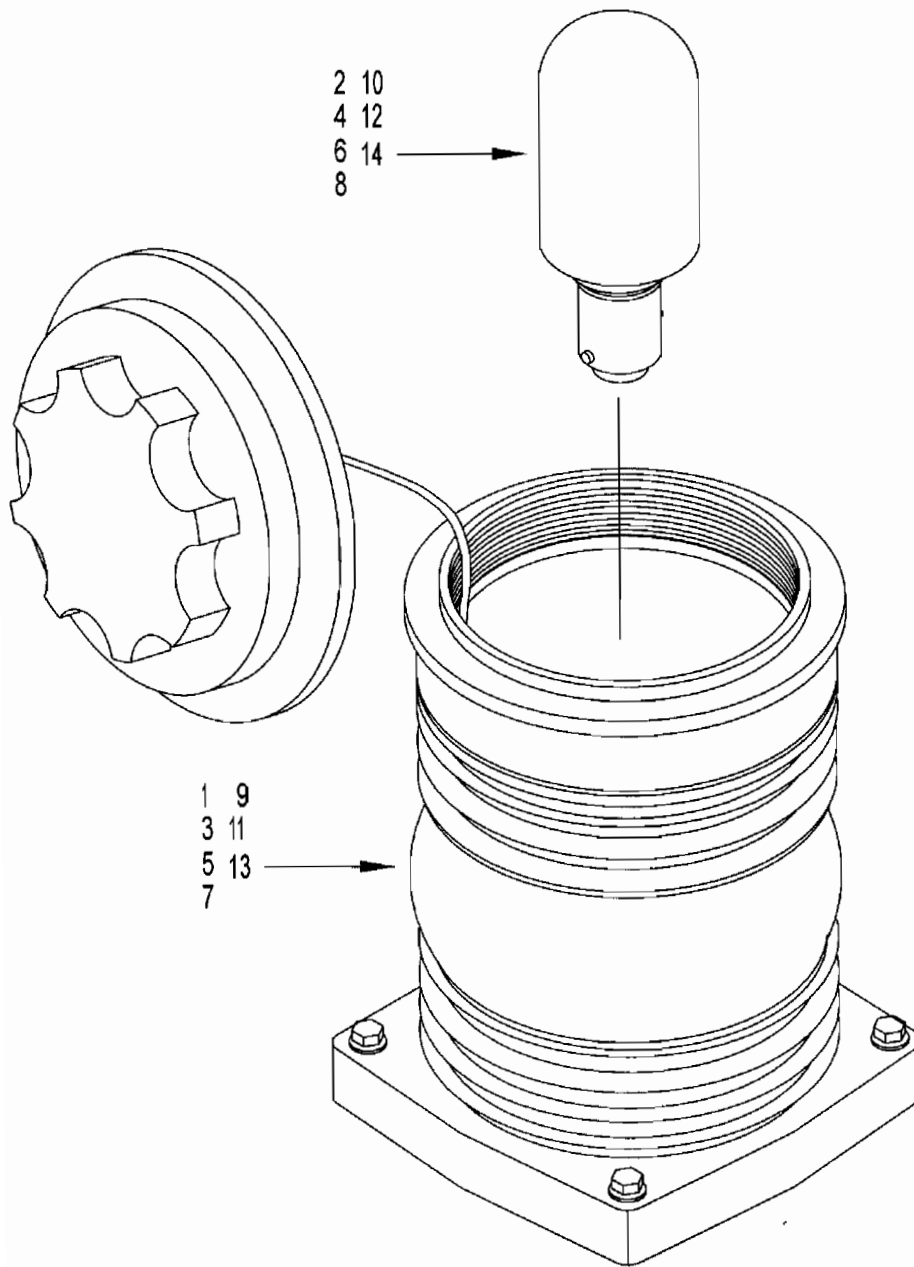


Figure 44. Lighting System

TM55-1925-236-24P

**Section II. Repair Parts List
GROUP 07 LIGHTING SYSTEM
FIGURE 44**

(1) ITEM NUM	(2) SMR	(3) CAGEC	(4) PARTNUM	(5) DESCRIPTION AND UOC	(6) QA
1	PACCC	46576	1130A00	-LIGHT, NAVIGATION (360 DEG. WHITE)	FPU 2
2	PACZZ	46576	374-002 CLR	--BULB, NAV LIGHT 24V	FPU 1
3	PACCC	46576	1128A00	-LIGHT, MASTHEAD, 24V (225 DEG. WHITE)	FPU 3
4	PACZZ	46576	374-002 CLR	--BULB, NAV LIGHT 24V	FPU 1
5	PACCC	46576	1127RA0	-LIGHT, NAVIGATION (112.5 DEG. RED)	FPU 1
6	PACZZ	46576	374-002 CLR	--BULB, NAV LIGHT 24V	FPU 1
7	PACCC	46576	1127GA0	-LIGHT, NAVIGATION (112.5 DEG. GREEN)	FPU 1
8	PACZZ	46576	374-002 CLR	--BULB, NAV LIGHT 24V	FPU 1
9	PACCC	46576	1129A00	-LIGHT, NAVIGATION (135 DEG. WHITE)	FPU 1
10	PACZZ	46576	374-002 CLR	--BULB, NAV LIGHT 24V	FPU 1
11	PACCC	46576	1129MA0	-LIGHT, NAVIGATION (135 DEG. AMBER)	FPU 1
12	PACZZ	46576	374-002 CLR	--BULB, NAV LIGHT 24V	FPU 1
13	PACCC	46576	1130RA0	-LIGHT, NAVIGATION (360 DEG. RED)	FPU 2
14	PACZZ	46576	374-002 CLR	--BULB, NAV LIGHT 24V	FPU 1
				-END OF FIGURE	

TM55-1925-236-24P

Section II. Repair Parts List

**GROUP 0701 BATTERY CHARGER
FIGURE 45 (N/A)**

(1) ITEM NUM	(2) SMR	(3) CAGEC	(4) PARTNUM	(5) DESCRIPTION AND UOC	(6) QA
*	PACCC	7M258	93-24405E-A	-BATTERY CHARGER 24V	FPU 4
				-END OF FIGURE	

* Reference TM55-1925-253-14&P

TM55-1925-236-24P

Section II. Repair Parts List

**GROUP 0801 1MC LOUDHAILER
FIGURE 46 (N/A)**

(1) ITEM NUM	(2) SMR	(3) CAGEC	(4) PARTNUM	(5) DESCRIPTION AND UOC	(6) QA
	XCCFF	37958	ST-95-430-01	INTERCOMMUNICATIONS FPU	1
*	XDCFF	37958	8M05-LOUDHAILER	-1MC LOUDHAILER FPU	1
				-END OF FIGURE	

* Reference TM55-1925-255-14&P

TM55-1925-236-24P

Section II. Repair Parts List

**GROUP 0802 21MC INTERCOM SYSTEM
FIGURE 47 (N/A)**

(1) ITEM NUM	(2) SMR	(3) CAGEC	(4) PARTNUM	(5) DESCRIPTION AND UOC	(6) QA
*	XDCFF	37958	8M05-INTERCOM	-21MC INTERCOM SYS FPU -END OF FIGURE	1

* Reference TM55-1925-255-14&P

TM55-1925-236-24P

Section II. Repair Parts List

**GROUP 0803 GENERAL ALARM
FIGURE 48 (N/A)**

(1) ITEM NUM	(2) SMR	(3) CAGEC	(4) PARTNUM	(5) DESCRIPTION AND UOC	(6) QA
*	XDCFF	37958	8M05-ALARM	-GENERAL ALARM FPU	1
				-END OF FIGURE	

* Reference TM55-1925-255-14&P

TM55-1925-236-24P

Section II. Repair Parts List

**GROUP 0901 HEATING SYSTEM
FIGURE 49 (N/A)**

(1) ITEM NUM	(2) SMR	(3) CAGEC	(4) PARTNUM	(5) DESCRIPTION AND UOC		(6) QA
	XCCFF	7Y381	ST-95-514-01	HVAC	FPU	1
*	XCCFF	7Y381	ST-95-514-01 (HEAT)	-HEATING SYSTEM	FPU	1
				-END OF FIGURE		

* Reference TM55-1925-252-14&P

TM55-1925-236-24P

Section II. Repair Parts List

**GROUP 0902 AIR HANDLER
GROUP 090201 CONDENSING UNIT
GROUP 090202 HARTZELL FANS
FIGURE 50 (N/A)**

(1) ITEM NUM	(2) SMR	(3) CAGEC	(4) PARTNUM	(5) DESCRIPTION AND UOC		(6) QA
*	XDCFF	20794	MAHU-060	-AIR HANDLER	FPU	1
*	XDFZZ	20794	MACU-06	--CONDENSING UNIT	FPU	1
*	XDCFF	80352	44-24-DK3	--DIR DR MAR AX FANS	FPU	2
*	XDCFF	80352	01-32-WJ4	--DIR DR RING FAN	FPU	1
				-END OF FIGURE		

* Reference TM55-1925-252-14&P

TM55-1925-236-24P

Section II. Repair Parts List

**GROUP 0903 AIR CONDITIONING
FIGURE 51 (N/A)**

(1) ITEM NUM	(2) SMR	(3) CAGEC	(4) PARTNUM	(5) DESCRIPTION AND UOC		(6) QA
*	XDCFF	7Y381	ST-95-514-01 (AC)	-AIR CONDITIONING	FPU	1
				-END OF FIGURE		

* Reference TM55-1925-252-14&P

Section II. Repair Parts List

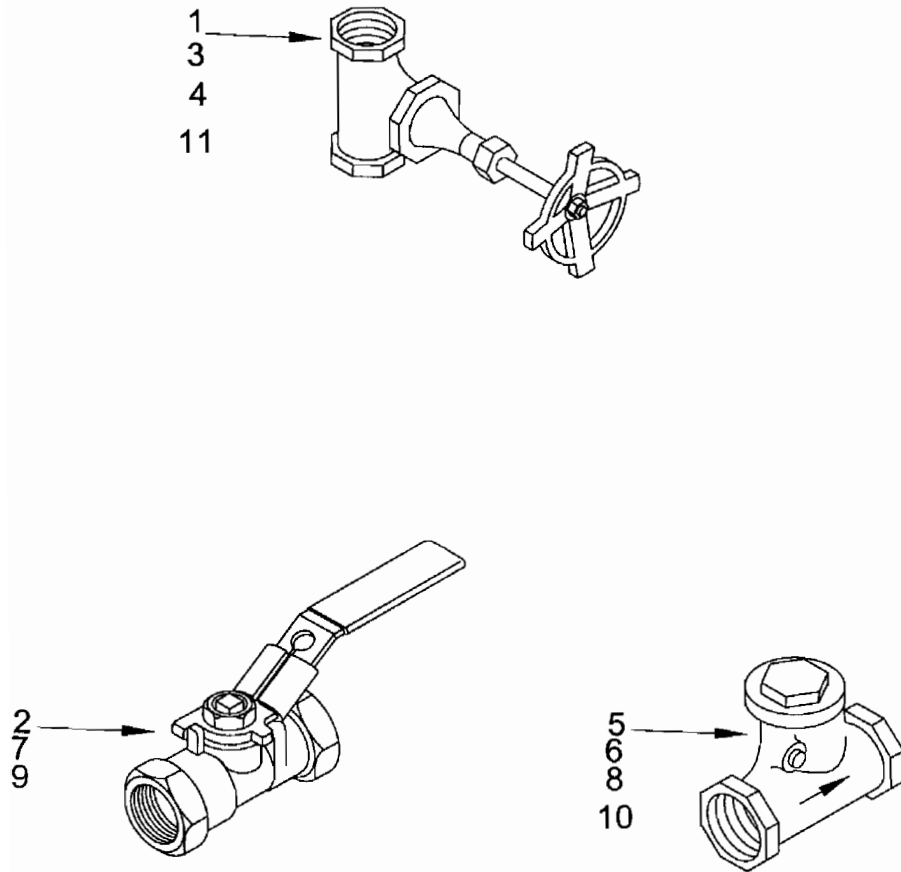


Figure 52. Bilge/Ballast/Fire

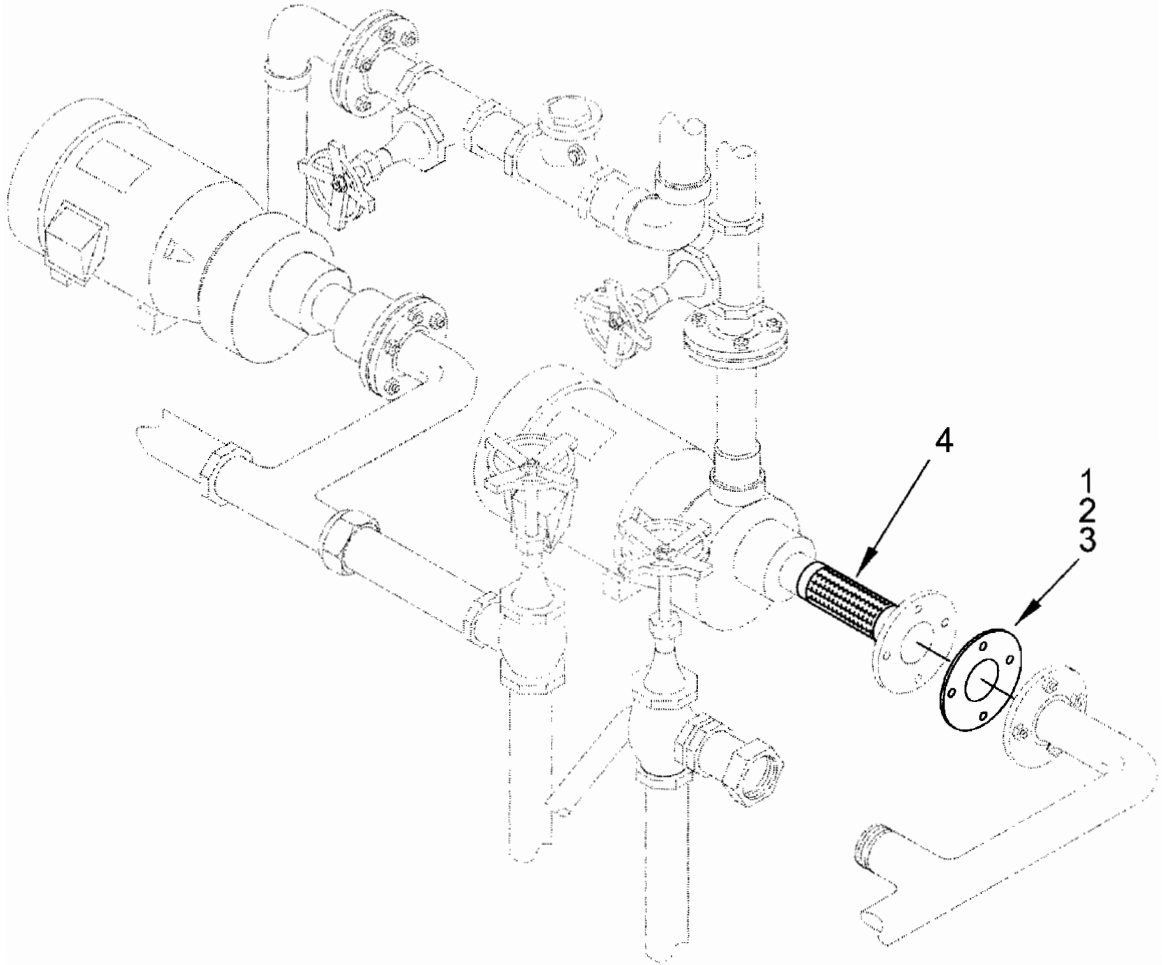
TM55-1925-236-24P

Section II. Repair Parts List

**GROUP 10 BILGE/BALLAST/FIRE
FIGURE 52**

(1) ITEM NUM	(2) SMR	(3) CAGEC	(4) PARTNUM	(5) DESCRIPTION AND UOC	(6) QA
	XCCFF	79051	ST-95-529-01	FIREMAIN SYSTEM	FPU 1
1	XDCZZ	59309	B120 2"	-VALVE,GATE 2"	FPU 4
2	XDCZZ	0E9K9	171N 2"	-VALVE,BALL 2"	FPU 11
3	XDCZZ	59309	B120 1 1/2"	-VALVE,GATE 1-1/2"	FPU 6
4	XDCZZ	59309	B120 1"	-VALVE,GATE 1"	FPU 3
5	XDCZZ	59309	1258 2"	-VALVE,CHECK 2"	FPU 7
6	XDCZZ	59309	1258 3/4"	-VALVE,CHECK 3/4"	FPU 2
7	XDCZZ	0E9K9	171N 1/4"	-VALVE,BALL 1/4"	FPU 4
8	XDCZZ	59309	B322 1"	-VALVE,CHECK 1"	FPU 4
9	XDCZZ	0E9K9	171N 3"	-VALVE,BALL 3"	FPU 3
10	XDCZZ	59309	1258 1-1/2"	-VALVE,CHECK 1-1/2"	FPU 6
11	XDCZZ	59309	B120 3/4"	-VALVE,GATE 3/4"	FPU 2
				-END OF FIGURE	

Section II. Repair Parts List



Typical Gaskets
Figure 53. Bilge/Ballast/Fire

TM55-1925-236-24P

Section II. Repair Parts List

**GROUP 10 BILGE/BALLAST/FIRE
FIGURE 53**

(1) ITEM NUM	(2) SMR	(3) CAGEC	(4) PARTNUM	(5) DESCRIPTION AND UOC	(6) QA
1	PCCZZ	79051	ST95-529-01-1 ITEM F20	-GASKET,FULL FACE 3" FPU	6
2	PCCZZ	79051	ST95-529-01-1 ITEM F21	-GASKET,FULL FACE 2" FPU	6
3	PCCZZ	79051	ST95-529-01-1 ITEM F29	-GSKT,FULL FACE 2.5" FPU	2
4	PACZZ	01276	2661-16 1" X 4" LG	-HOSE,NOMETALLIC FPU	2
				-END OF FIGURE	

Section II. Repair Parts List

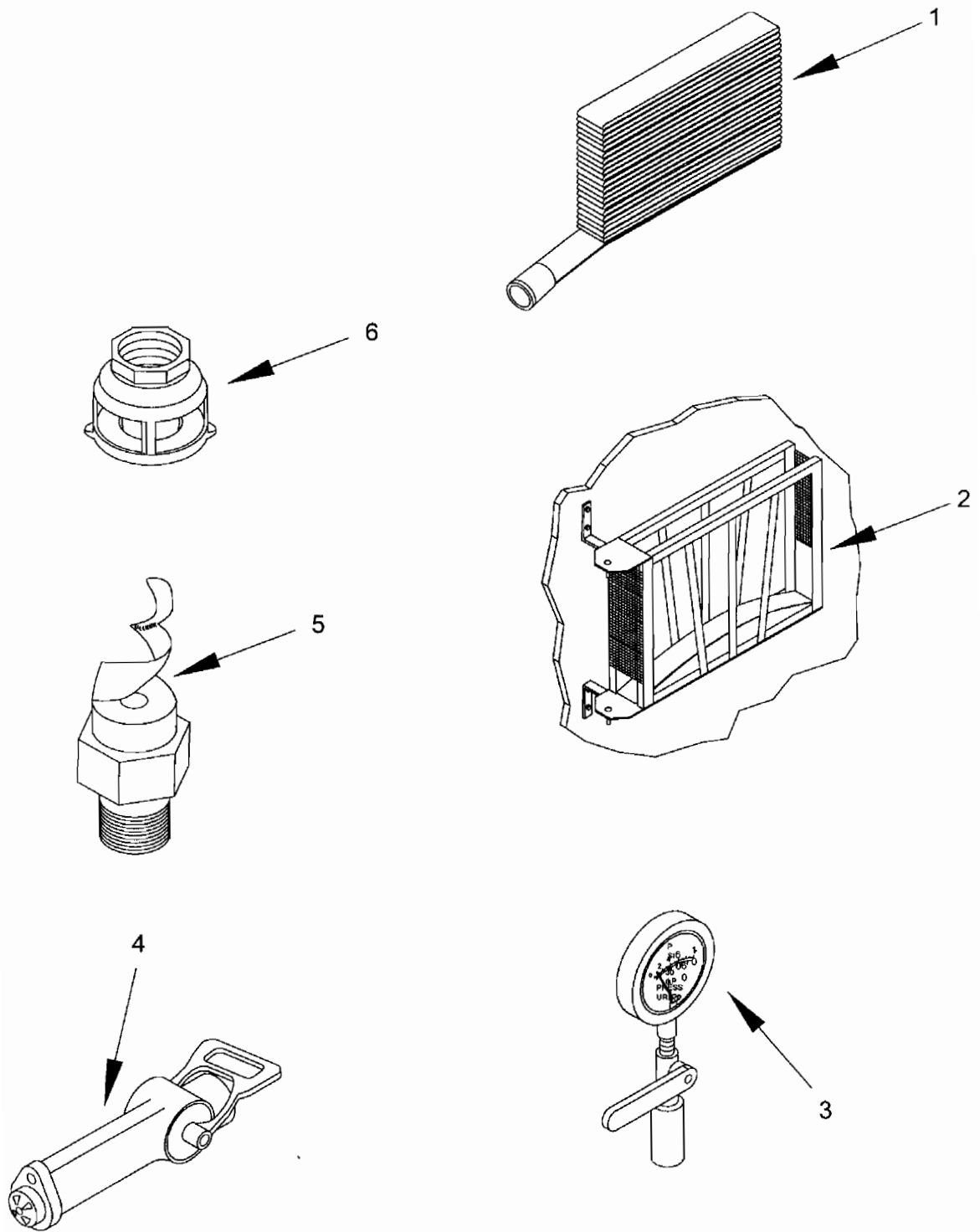


Figure 54. Bilge/Ballast/Fire

TM55-1925-236-24P

Section II. Repair Parts List

**GROUP 10 BILGE/BALLAST/FIRE
FIGURE 54**

(1) ITEM NUM	(2) SMR	(3) CAGEC	(4) PARTNUM	(5) DESCRIPTION AND UOC	(6) QA
1	PACZZ	79051	44AP5 1 1/2" I.D. X 50'	-HOSE, FIRE	FPU 2
2	XDCZZ	66251	S1	-RACK, FIRE HOSE	FPU 2
3	XDCZZ	2V507	3848K4 0-160 PSI	-GAUGE, PRESSURE	FPU 4
4	PACZZ	79051	02464 1 1/2" W/1/2" ORIFICE	-DUAL PURPOSE NOZZLE	FPU 2
5	XDCZZ	2V507	3282K616 1/2"	-NOZZLE, SPRAY	FPU 2
6	PACZZ	79051	VT350 2 1/2"	-VALVE, INVERTED VENT	FPU 1
				-END OF FIGURE	

TM55-1925-236-24P

Section II. Repair Parts List

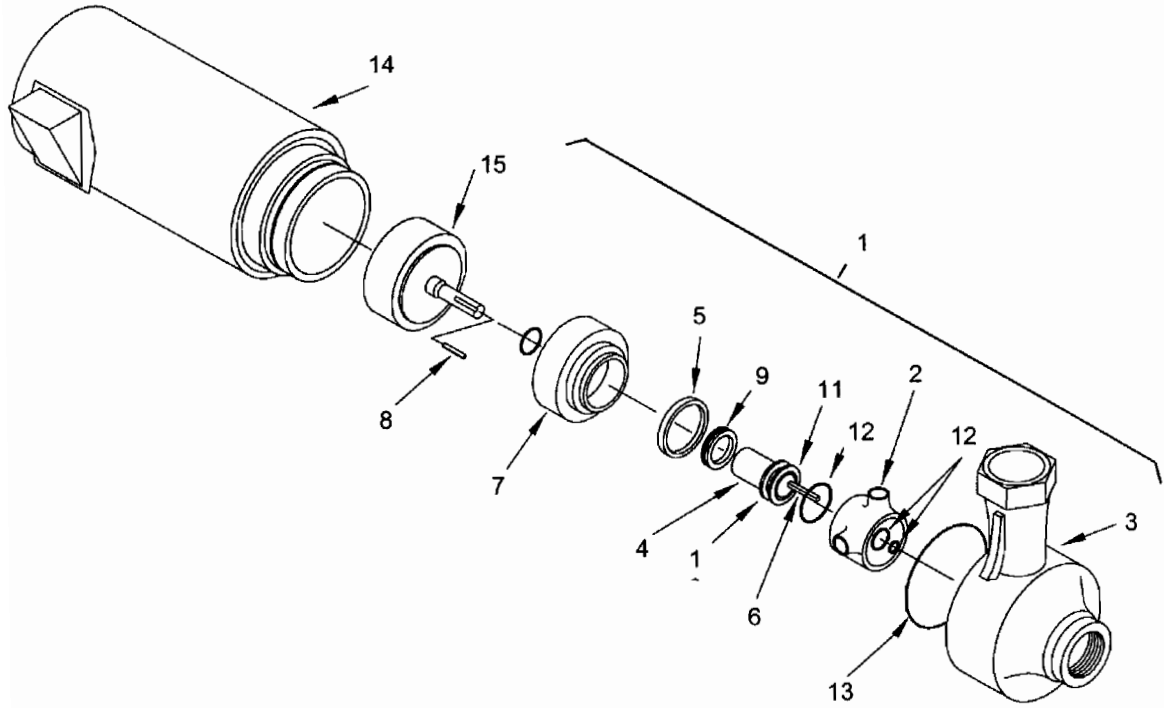


Figure 55. Pump, Fire

TM55-1925-236-24P

Section II. Repair Parts List

**GROUP 1001 PUMP, FIRE
FIGURE 55**

(1) ITEM NUM	(2) SMR	(3) CAGEC	(4) PARTNUM	(5) DESCRIPTION AND UOC		(6) QA
1	XDOOO	93232	D824 2.5" X 1.5" X 6 10HP	-PUMP, FIRE	FPU	1
2	PAOZZ	93232	98091175-M3428	--IMPELLER	FPU	1
3	XDOZZ	93232	MOD-D-824 ITEM 1	--CASING	FPU	1
4	XDOZZ	93232	MOD-D-824 ITEM 14	--SLEEVE, SHAFT	FPU	1
5	XDOZZ	93232	95940701-M3470	--RING, ADPTR & COVER	FPU	1
6	XDOZZ	93232	MOD-D-824 ITEM 32	--KEY, IMPELLER	FPU	1
7	XDOZZ	93232	MOD-D-824 ITEM 40	--DEFLECTOR	FPU	1
8	XDOZZ	93232	46	--KEY, COUPLING	FPU	1
9	PAOZZ	93232	MOD-D-824 ITEM 65	--SEAT, MECH SEAL	FPU	1
10	PAOZZ	93232	MOD-D-824 ITEM 80	--ROTOR, MECH SEAL	FPU	1
11	PAOZZ	93232	MOD-D-824 ITEM 212	--RING, RETAINING	FPU	1
12	PCOZZ	93232	MOD-D-824 ITEM 773	--GASKET, KIT	FPU	1
13	PAOZZ	93232	MOD-D-824 ITEM 7	--RING, CASING	FPU	1
14	XDFZZ	93232	213JM M323/213TTDW 7022MOD	--MOTOR, ELECTRIC	FPU	1
15	XDOZZ	93232	95935100-M3112	--ADAPTER, NO. 5	FPU	1
				-END OF FIGURE		

TM55-1925-236-24P

Section II. Repair Parts List

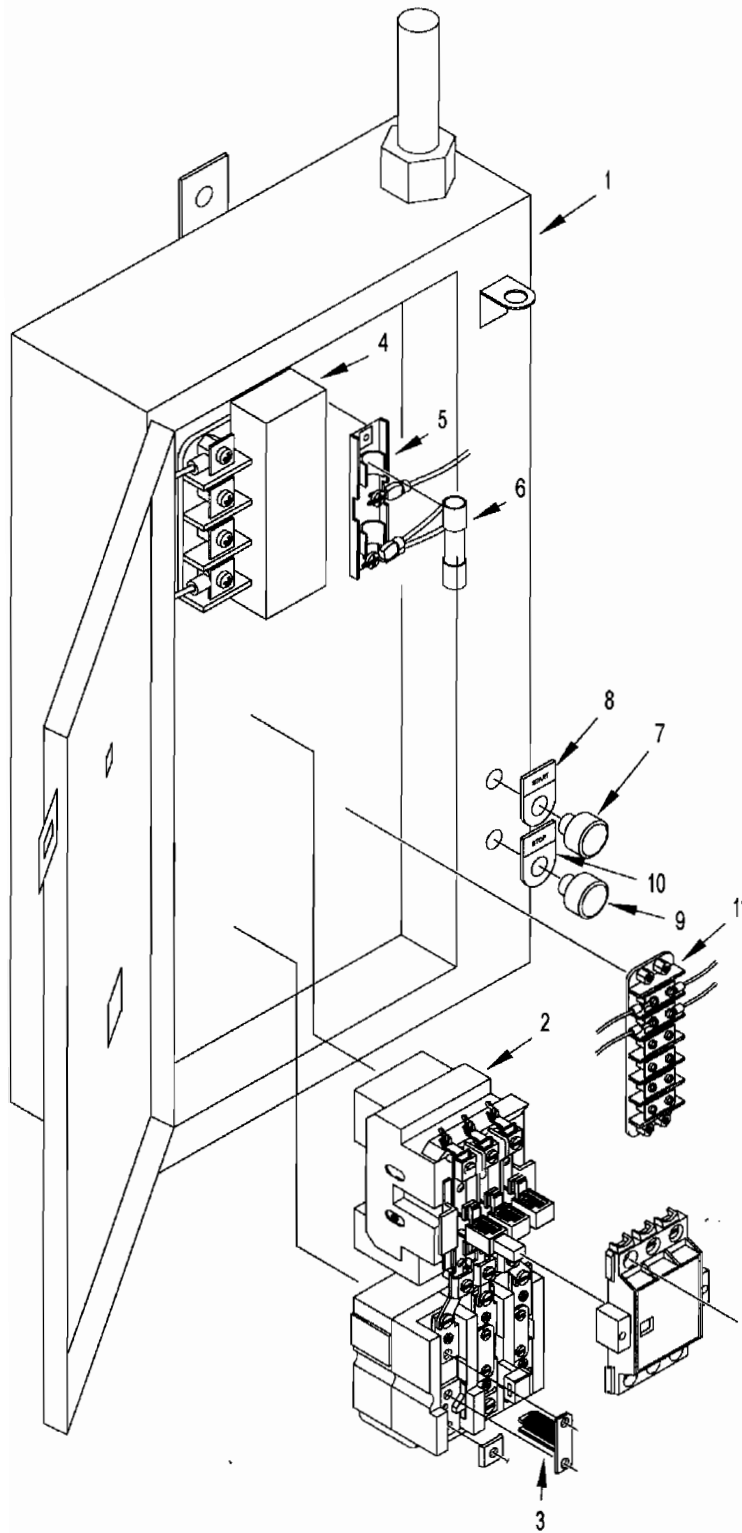


Figure 56. Controller, Fire Pump

TM55-1925-236-24P

Section II. Repair Parts List

**GROUP 100101 CONTROLLER, FIRE PUMP
FIGURE 56**

(1) ITEM NUM	(2) SMR	(3) CAGEC	(4) PARTNUM	(5) DESCRIPTION AND UOC	(6) QA
1	XDOFF	0XMT9	97218 10HP,40V,3PH,60HZ	--CONT,FIRE PUMP FPU	1
2	XDFZZ	66842	SXLC2120	---STARTER FPU	1
3	XDFZZ	66842	SFH44	---HEATERS,OVERLOAD FPU	3
4	XDFZZ	30882	B050BTZ13JK 50VA 480/120V	---TRANSFRMER,POWER FPU	1
5	XDFZZ	21574	30312 2P	---FUSE HOLDER FPU	1
6	PAOZZ	0XMT9	SBS-3	---FUSES FPU	3
7	XDFZZ	66842	3SB02-PFG10 (GRN)	---SWITCH,PUSH FPU	1
8	XDFZZ	66842	P22LPS03	---START NAMEPLATE FPU	1
9	XDFZZ	66842	3SB02-PFR01 (RED)	---PUSHBUTTON,STOP FPU	1
10	XDFZZ	66842	P22LPS04	---STOP NAMEPLATE FPU	1
11	XDFZZ	71785	6-141	---TERMINAL BOARD FPU	1
				-END OF FIGURE	

Section II. Repair Parts List

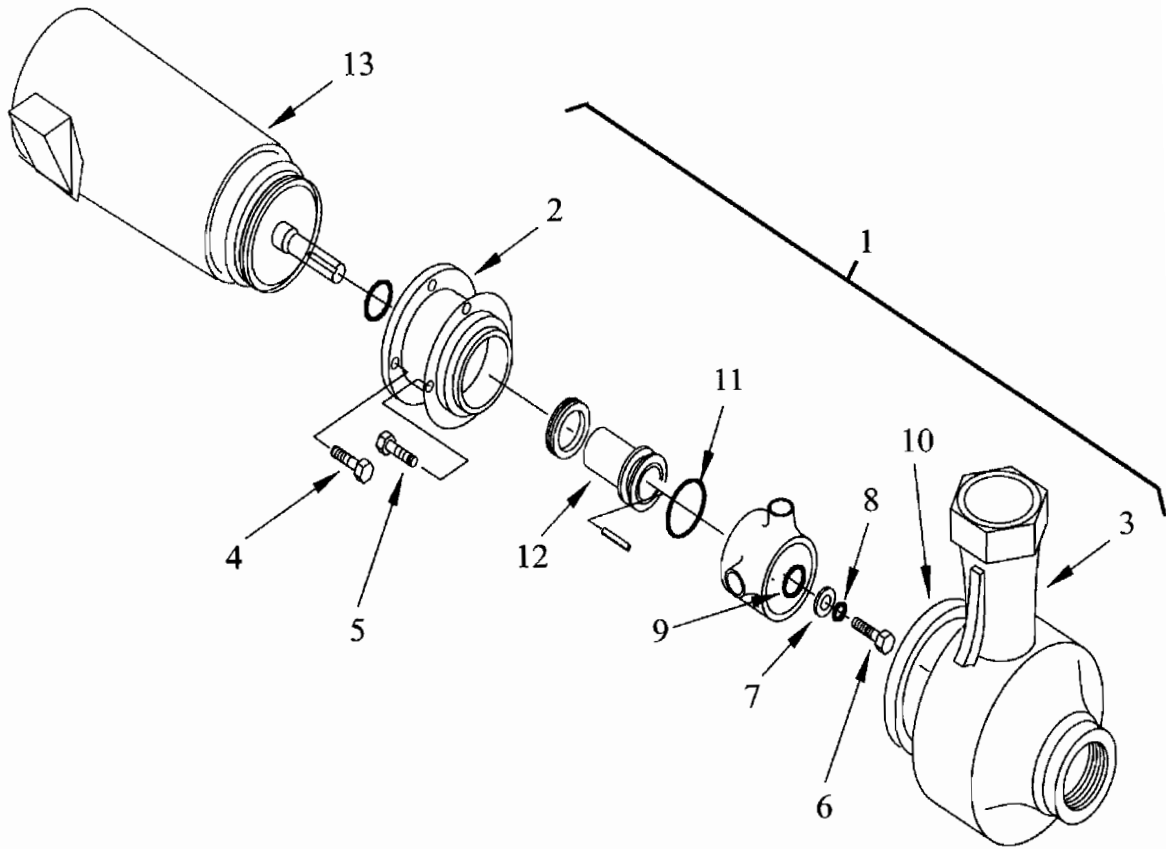


Figure 57. Pump, Bilge

TM55-1925-236-24P

Section II. Repair Parts List

**GROUP 1002 PUMP, BILGE
FIGURE 57**

(1) ITEM NUM	(2) SMR	(3) CAGEC	(4) PARTNUM	(5) DESCRIPTION AND UOC	(6) QA
1	XDOOO	96046	350G6-2-AB 2 X 2-1/2	-PUMP UNIT,CNTFGL FPU	2
2	XDOZZ	96046	9912-B	--ADAPTER FPU	1
3	XAOZZ	96046	22150-A	--CASING,ASSY FPU	1
4	XDOZZ	96046	3289	--SCREW,CAP,HX HD FPU	4
5	XDOZZ	96046	1928	--SCREW,CAP,HX HD FPU	4
6	XDOZZ	96046	1928-A	--SCREW MACHINE FPU	1
7	XDOZZ	96046	22105	--WASHER,FLAT FPU	1
8	PCOZZ	96046	9933	--GASKET FPU	1
9	PCOZZ	96046	9911	--GASKET FPU	1
10	PAOZZ	96046	9915	--RING,WEARING FPU	1
11	PCOZZ	96046	9916	--GASKET FPU	1
12	XDOZZ	96046	22063	--SLEEVE,SHAFT,PUMP FPU	1
13	XDOZZ	96406	9906	--MOTOR, ELECTRIC 5HP FPU	1
				-END OF FIGURE	

Section II. Repair Parts List

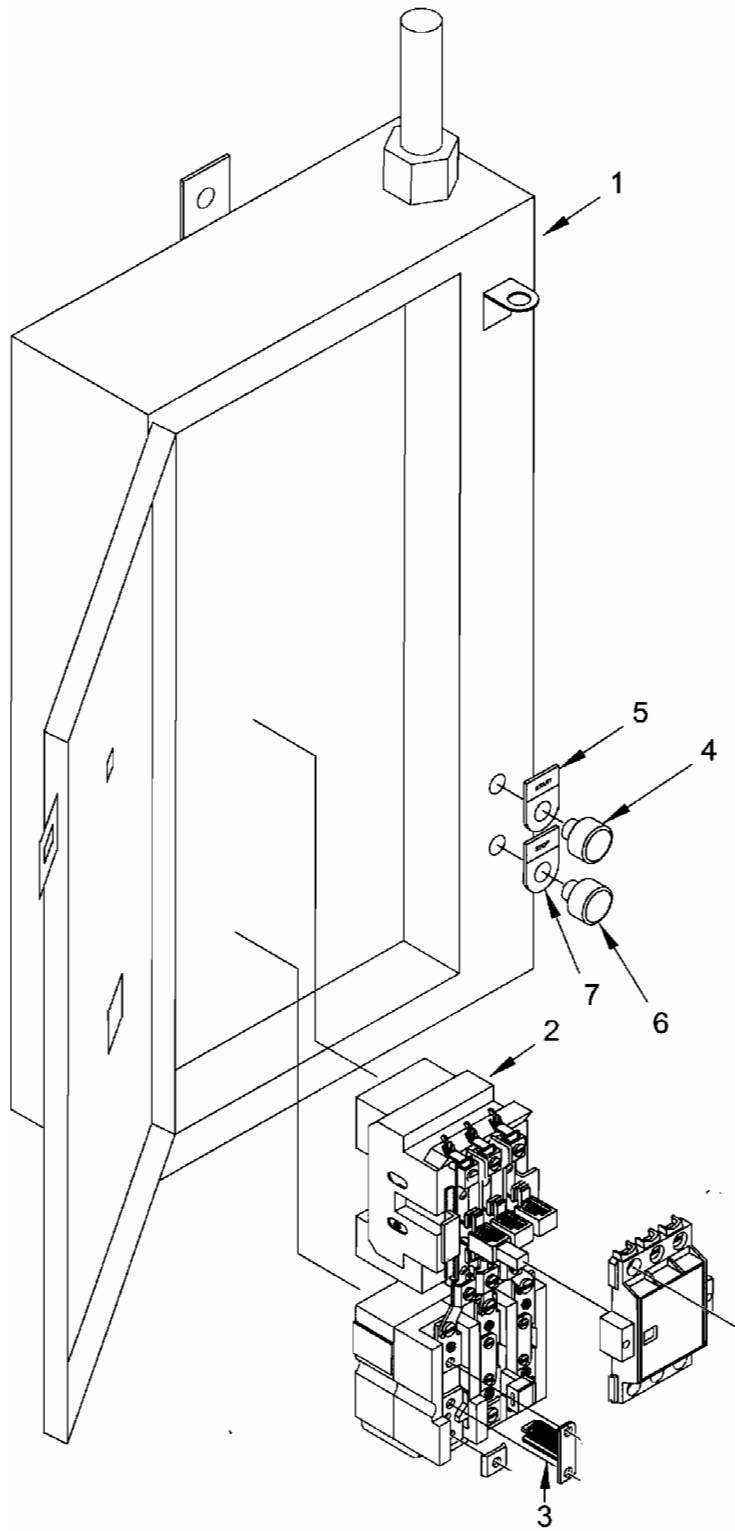


Figure 58. Controller, Bilge/Ballast Pump

TM55-1925-236-24P

Section II. Repair Parts List

**GROUP 100201 CONTROLLER, BILGE/BALLAST PUMP
FIGURE 58**

(1) ITEM NUM	(2) SMR	(3) CAGEC	(4) PARTNUM	(5) DESCRIPTION AND UOC	(6) QA
1	XDOFF	0XMT9	97219 5HP 460V 3PH 60HZ	--CONT, BILGE/BALLAST FPU	2
2	XDFZZ	0ACF4	SXLB2120	---STARTER FPU	1
3	PAFZZ	66842	SFH37	---HEATERS,OVERLOAD FPU	3
4	XDFZZ	66842	3SB02-PFG10 (GRN)	---SWITCH,PUSH FPU	1
5	XDFZZ	66842	P22LPS03	---START NAMEPLATE FPU	1
6	XDFZZ	66842	3SB02-PFR01 (RED)	---PUSHBUTTON,STOP FPU	1
7	XDFZZ	66842	P22LPS04	---STOP NAMEPLATE FPU	1
				-END OF FIGURE	

Section II. Repair Parts List

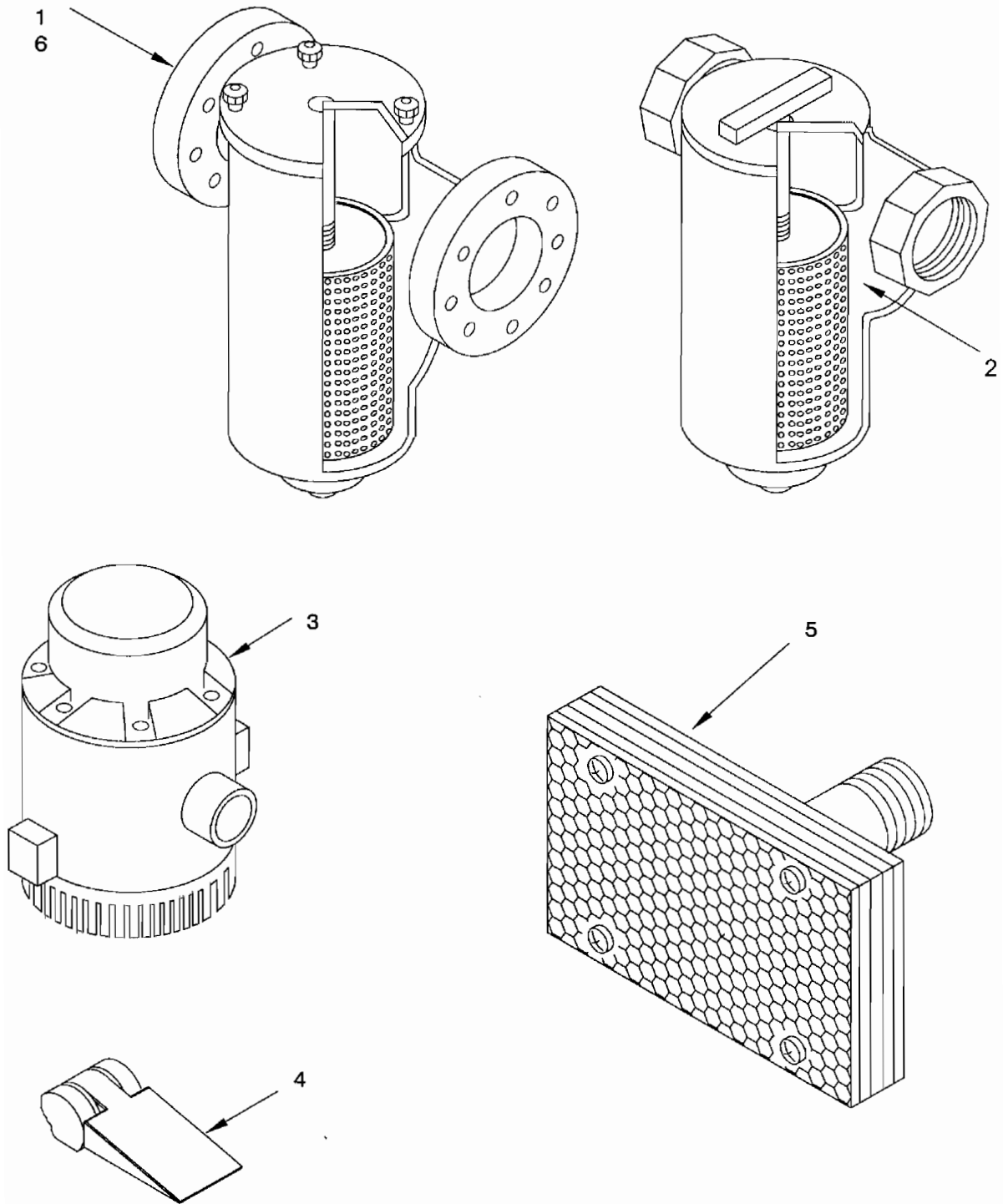


Figure 59. Strainers

TM55-1925-236-24P

Section II. Repair Parts List

**GROUPS 1003-1007 STRAINERS
FIGURE 59**

(1) ITEM NUM	(2) SMR	(3) CAGEC	(4) PARTNUM	(5) DESCRIPTION AND UOC	(6) QA
1	XDOZZ	17252	125F-B 2"	-STRAINER 2" FPU	1
2	XDOZZ	17252	165F-B 3"	-STRAINER 3" FPU	1
3	XDOZZ	50068	16A 3700GPM,24V	-PUMP,SHAFT SUMP FPU	2
4	XDFZZ	50068	37 24V	-SWITCH,FLOAT FPU	2
5	XDOZZ	2V507	9679K32 1 1/2"	-STRAINER,SUCTION FPU	3
6	XDOZZ	17252	125F-B 1"	-STRAINER,SIMPLEX FPU	1
*	XDFFF	0F6N5	302573	-HIGH LEVEL ALARM FPU	1
				-END OF FIGURE	

* Reference TM55-1925-246-14&P

Section II. Repair Parts List

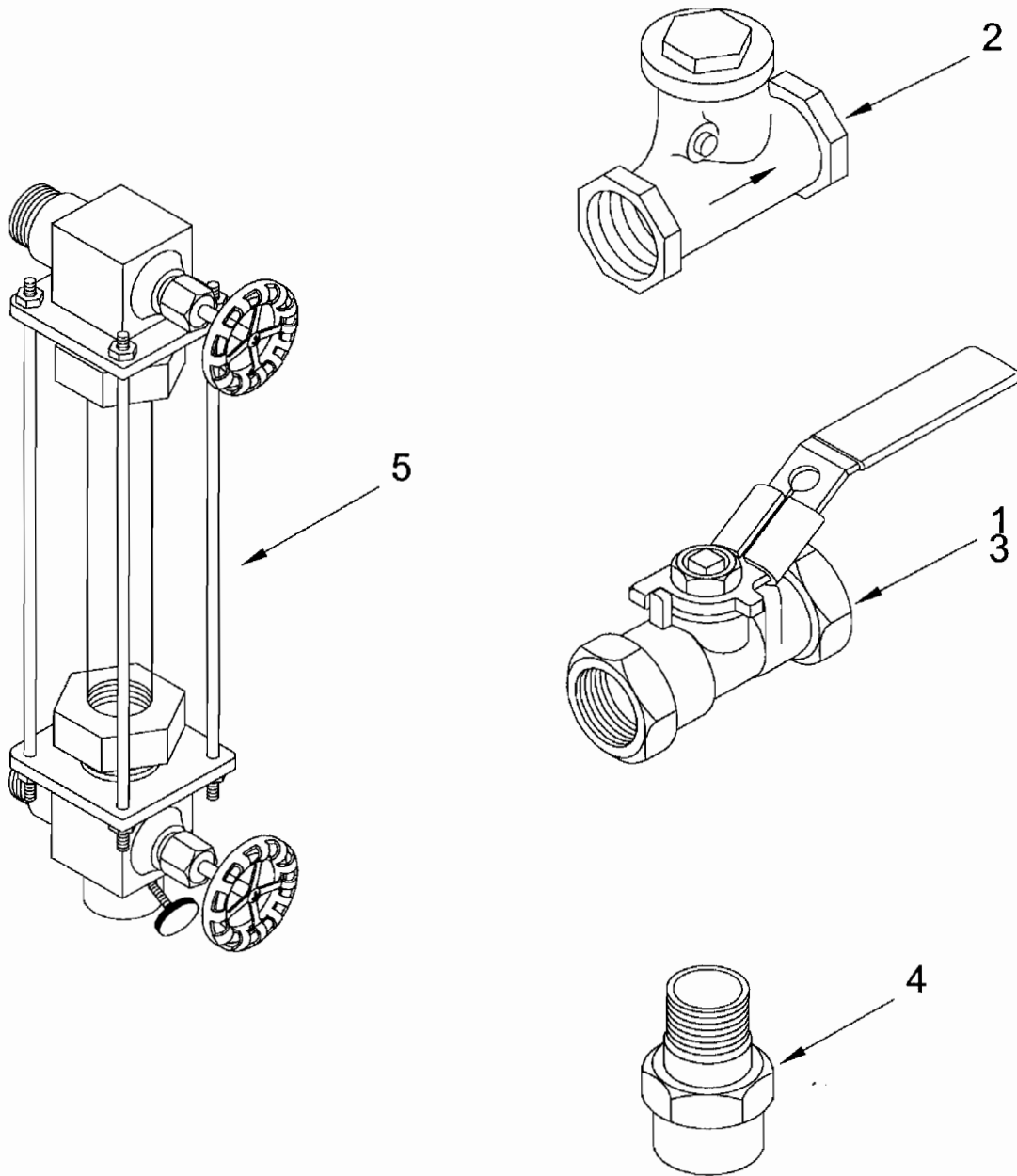


Figure 60. Sewage and Sanitary

TM55-1925-236-24P

Section II. Repair Parts List

**GROUP 11 SEWAGE AND SANITARY
FIGURE 60**

(1) ITEM NUM	(2) SMR	(3) CAGEC	(4) PARTNUM	(5) DESCRIPTION AND UOC	(6) QA
	XCCFF	79051	ST95-528-01	SEWAGE & SANITARY	FPU 1
1	XDOZZ	79051	ST95-528-01-1 ITEM V1	-VALVE,3-WAY BALL	FPU 1
2	XDOZZ	59309	13322 1 1/2"	-VALVE,CHECK 1-1/2"	FPU 2
3	XDOZZ	0E9K9	171N 1-1/2"	-VALVE,BALL 1-1/2"	FPU 1
4	XDOZZ	79051	ST95-528-01-1 ITEM F7	-CONC REDUCER	FPU 1
5	PAFZZ	2V507	3700K13 1/2"V,5/8"GLASS	-SIGHT GLASS VALVE	FPU 2
				-END OF FIGURE	

Section II. Repair Parts List

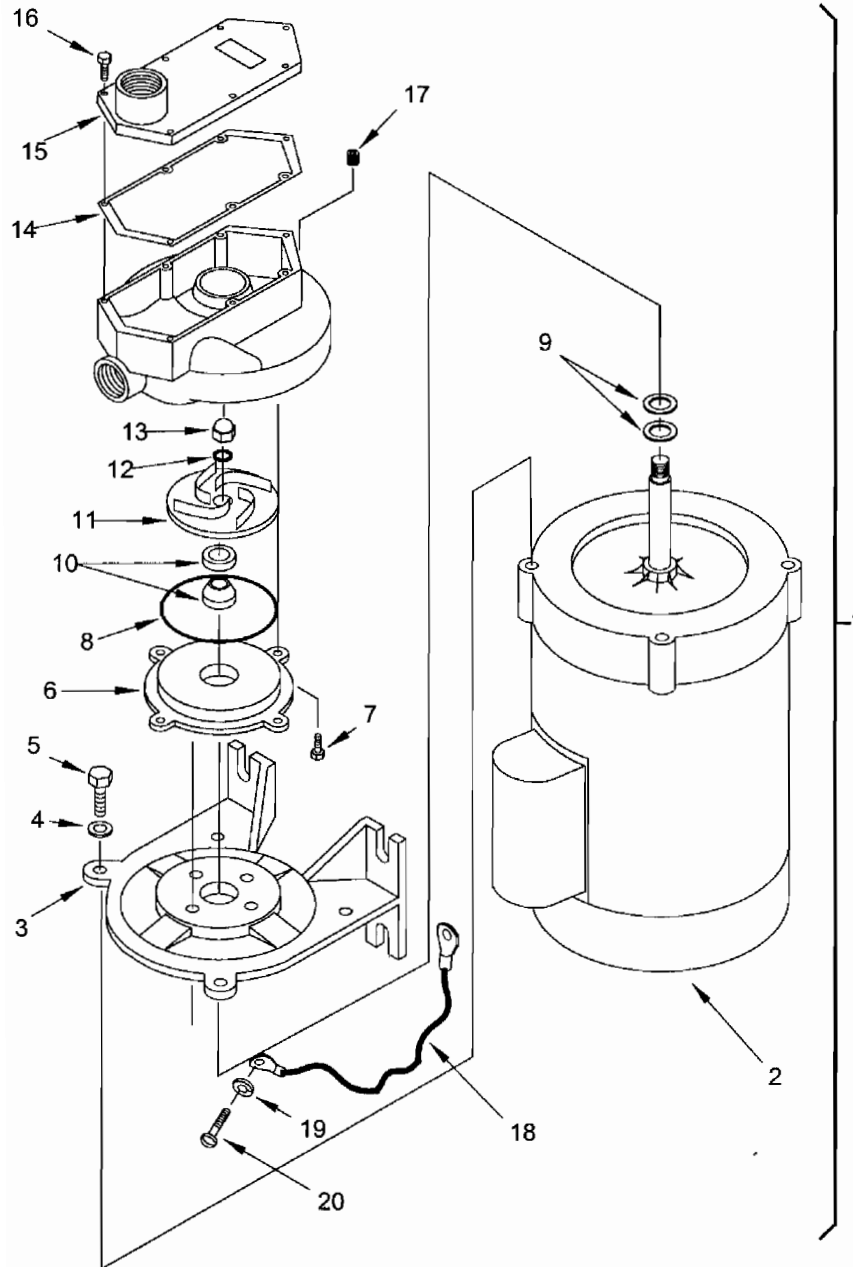


Figure 61. Pump, Holding Greywater

TM55-1925-236-24P

Section II. Repair Parts List

**GROUP 1101 PUMP, HOLDING GREYWATER
FIGURE 61**

(1) ITEM NUM	(2) SMR	(3) CAGEC	(4) PARTNUM	(5) DESCRIPTION AND UOC	(6) QA
1	XDOOO	16327	2P375 208-220/440	-PUMP,GRAYWATER TRF FPU	1
2	XDOZZ	16327	3N724 3/4HP, 3PH	--MOTOR FPU	1
3	XDOZZ	16327	3890-032-09	--ADAPTER FPU	1
4	XDOZZ	16327	1793-008-00 3/8"	--WASHER,FLAT FPU	4
5	XDOZZ	16327	1755-001-00	--SCREW,CAP,HEX,HD FPU	4
6	XDOZZ	16327	2105-017-01	--COVER,CASING FPU	1
7	XDOZZ	16327	1715-002-00	--SCREW,CAP,HEX HEAD FPU	6
8	PAOZZ	16327	2105-023-00	--O-RING SEAL FPU	1
9	XDOZZ	16327	1806-044-90	--IMPELLER SHIMS FPU	1
10	PAOZZ	16327	1696-049-90	--SEAL ASSEMBLY FPU	1
11	PAOZZ	16327	2105-019-01 0.75HP	--IMPELLER FPU	1
12	PAOZZ	16327	2105-037-00	--IMPELLER O-RING FPU	1
13	PAOZZ	16327	1784-003-00	--IMPELLER LOCK NUT FPU	1
14	PCOZZ	16327	2105-010-00	--SUCTION PLATE GSKT FPU	1
15	XDOZZ	16327	2105-018-01	--SUCTION PLATE FPU	1
16	XDOZZ	16327	1719-000-00 1/4-20 X 3/4"	--SCREW,CAP,HEX HEAD FPU	7
17	XDOZZ	16327	1768-000-00 1/8"	--PLUG,PIPE FPU	1
18	XDOZZ	16327	2105-042-00	--GROUND WIRE FPU	1
19	XDOZZ	16327	1788-000-00	--WASHER,LOCK FPU	1
20	XDOZZ	16327	1712-020-00	--SCREW,SLTD RND HEAD FPU	1
				-END OF FIGURE	

TM55-1925-236-24P

Section II. Repair Parts List

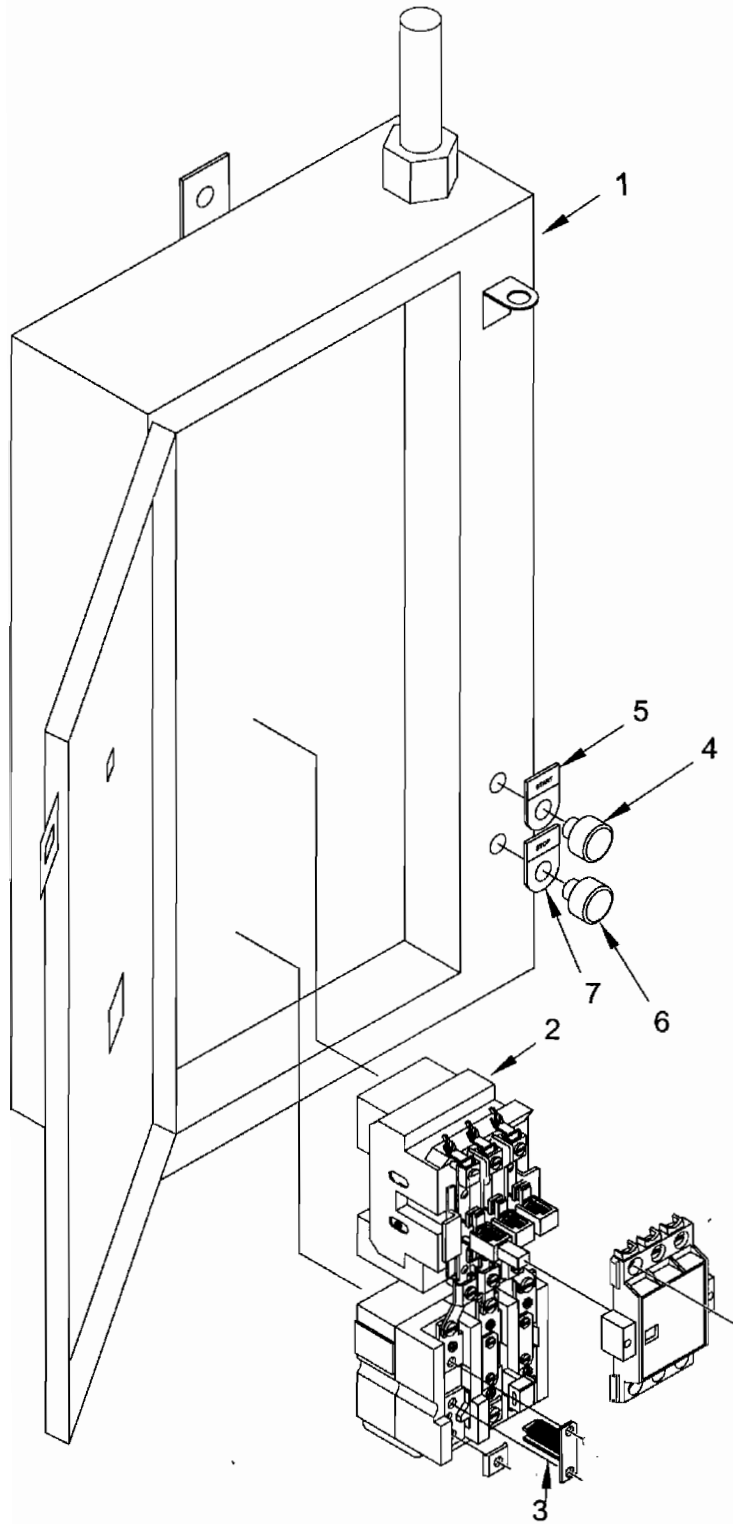


Figure 62. Controller, Grey Wtr

TM55-1925-236-24P

Section II. Repair Parts List

**GROUP 1102 CONTROLLER, GREY WTR
FIGURE 62**

(1) ITEM NUM	(2) SMR	(3) CAGEC	(4) PARTNUM	(5) DESCRIPTION AND UOC	(6) QA
1	XDOFF	0XMT9	97219	-CONTROLLER,GRAY WTR	FPU 1
2	XDFZZ	0ACF4	SXLB2120	--STARTER	FPU 1
3	PAFZZ	66842	SFH37	--HEATERS,OVERLOAD	FPU 3
4	XDFZZ	66842	3SB02-PFG10 (GRN)	--SWITCH,PUSH	FPU 1
5	XDFZZ	66842	P22LPS03	--START NAMEPLATE	FPU 1
6	XDFZZ	66842	3SB02-PFR01 (RED)	--STOP PUSHBUTTON	FPU 1
7	XDFZZ	66842	P22LPS04	--STOP NAMEPLATE	FPU 1
				-END OF FIGURE	

TM55-1925-236-24P

Section II. Repair Parts List

**GROUP 1103 INCINOLET TOILET
FIGURE 63 (N/A)**

(1) ITEM NUM	(2) SMR	(3) CAGEC	(4) PARTNUM	(5) DESCRIPTION AND UOC	(6) QA
*	XDCFF	23989	MODEL WB	-INCINOLET TOILET -END OF FIGURE	FPU 1

* Reference TM55-1925-257-14&P

TM55-1925-236-24P

Section II. Repair Parts List

**GROUP 1104 INCINOLET URINAL
FIGURE 64 (N/A)**

(1) ITEM NUM	(2) SMR	(3) CAGEC	(4) PARTNUM	(5) DESCRIPTION AND UOC	(6) QA	
*	XDCFF	23989	MODEL UR	-URINAL,ELEC INCINER	FPU	1
				-END OF FIGURE		

* Reference TM55-1925-257-14&P

TM55-1925-236-24P

Section II. Repair Parts List

**GROUP 1105 HIGH LEVEL ALARM
FIGURE 65 (N/A)**

(1) ITEM NUM	(2) SMR	(3) CAGEC	(4) PARTNUM	(5) DESCRIPTION AND UOC		(6) QA
*	XDFZZ	0F6M5	302573	HIGH LEVEL ALARM	FPU	1
				-END OF FIGURE		

* Reference TM55-1925-246-14&P

Section II. Repair Parts List

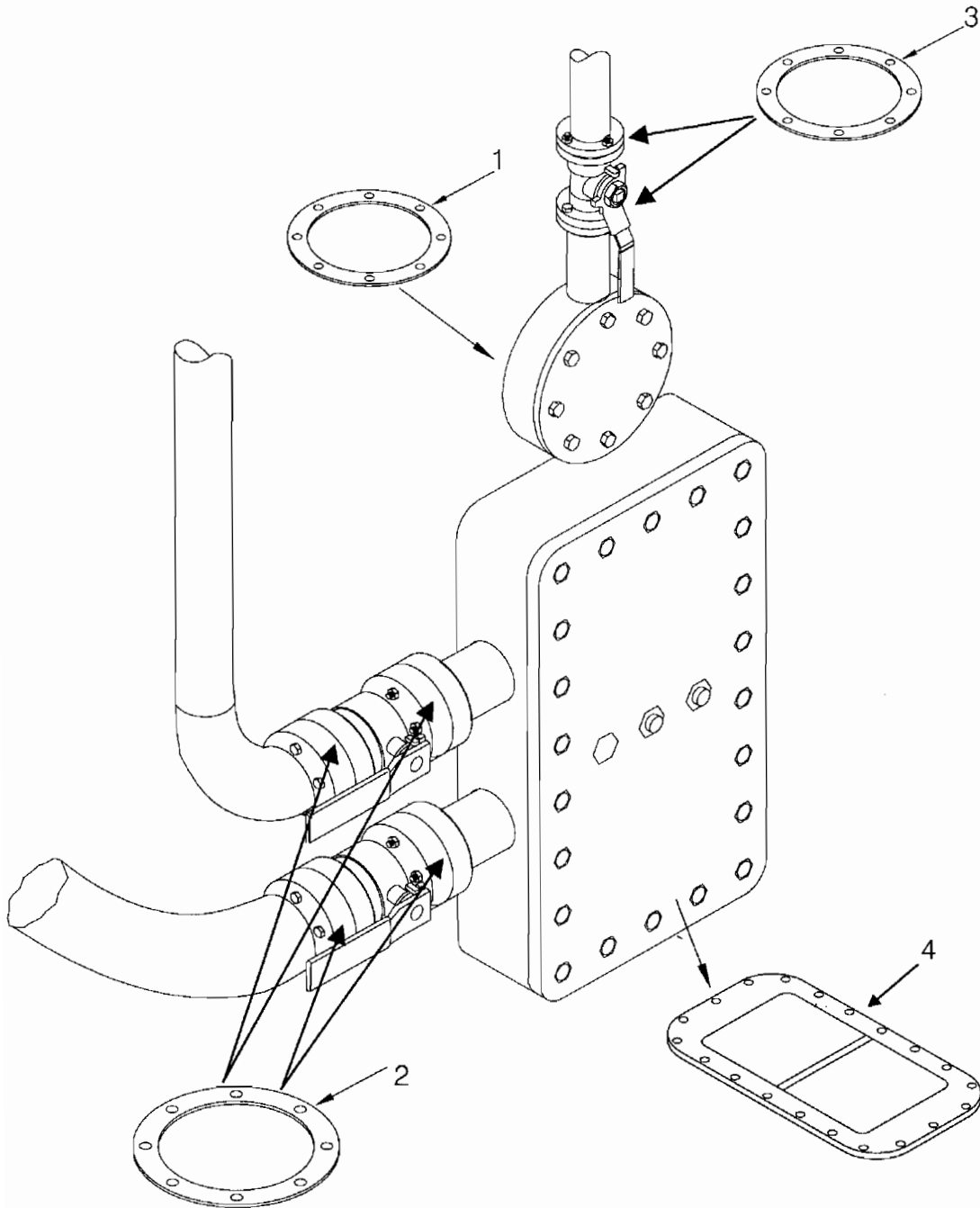


Figure 66. Engine Cooling System, (Sheet 1 of 2)

Section II. Repair Parts List

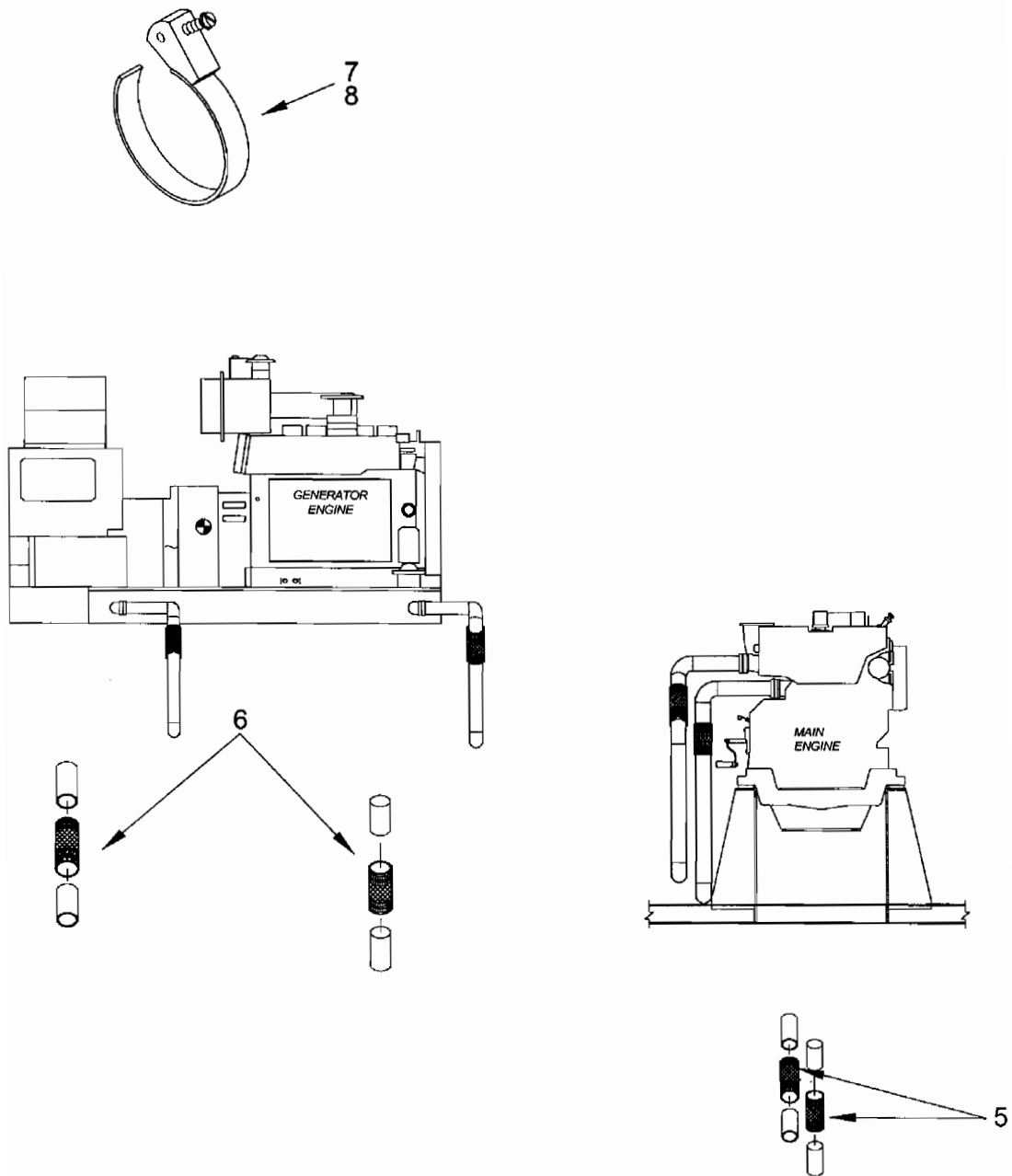


Figure 66. Engine Cooling System, (Sheet 2 of 2)

TM55-1925-236-24P

Section II. Repair Parts List

**GROUP 12 ENGINE COOLING SYSTEM
FIGURE 66**

(1) ITEM NUM	(2) SMR	(3) CAGEC	(4) PARTNUM	(5) DESCRIPTION AND UOC	(6) QA
	XCCHH	79051	ST-95-532-01	ENGINE COOLING SYS FPU	1
1	XDCZZ	79051	ST95-532-01-1 ITEM F18	-GASKET 6" FPU	2
2	XDCZZ	79051	ST95-532-01-1 ITEM F20	-GASKET 4" FPU	4
3	XDCZZ	79051	ST95-532-01-1 ITEM F22	-GASKET 2" FPU	4
4	XDCZZ	79051	ST95-532-01-1 ITEM F24	-GASKET,FULL FACE FPU	2
5	XDCZZ	79051	5285K57 4" X 12"	-HOSE,LG FPU	4
6	XDCZZ	79051	5296K42 2" X 6"	-HOSE,LG FPU	4
7	PACZZ	79051	54235K59 2"	-CLAMP,HOSE FPU	2
8	PACZZ	79051	54235K67 4"	-CLAMP,HOSE FPU	2
				-END OF FIGURE	

Section II. Repair Parts List

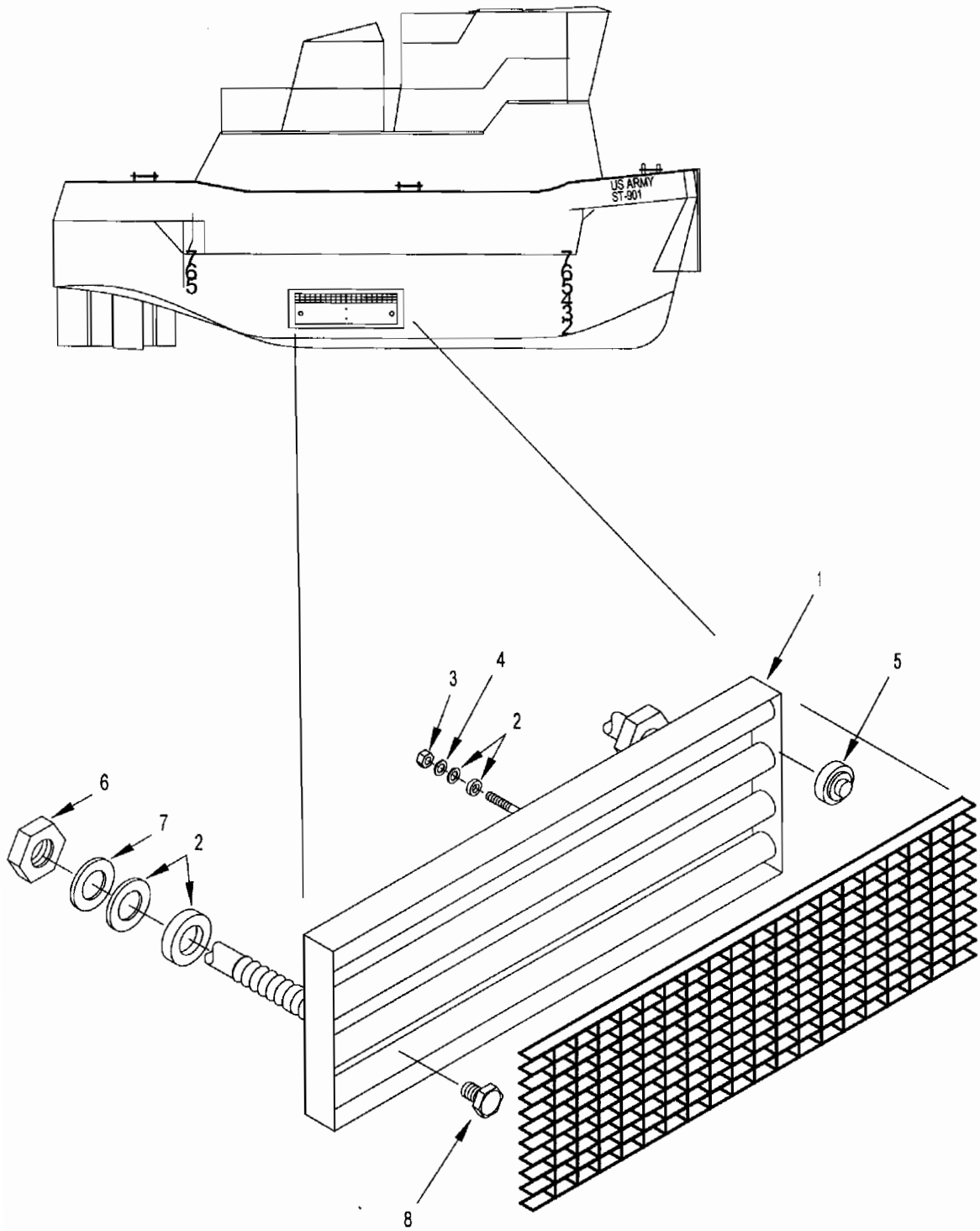


Figure 67. Main Engine Grid Cooler

TM55-1925-236-24P**Section II. Repair Parts List****GROUP 1201 MAIN ENGINE GRID COOLER
FIGURE 67**

(1) ITEM NUM	(2) SMR	(3) CAGEC	(4) PARTNUM	(5) DESCRIPTION AND UOC	(6) QA
1	XDHHH	98396	D2078U	-CLR,MAIN ENG GRID	FPU 2
2	XDHZZ	98396	1744C 3/4"	--GASKET SET	FPU 1
3	XDHZZ	98396	2872	--NUT	FPU 2
4	XDHZZ	98396	1915	--WASHER	FPU 2
5	XDHZZ	98396	28745	--ZINC SET	FPU 1
6	XDHZZ	98396	1885	--NOZZLE NUT	FPU 2
7	XDHZZ	98396	1891	--NOZZLE WASHER	FPU 2
8	XDHZZ	98396	1894A	--DRAIN PLUG	FPU 4
				-END OF FIGURE	

Section II. Repair Parts List

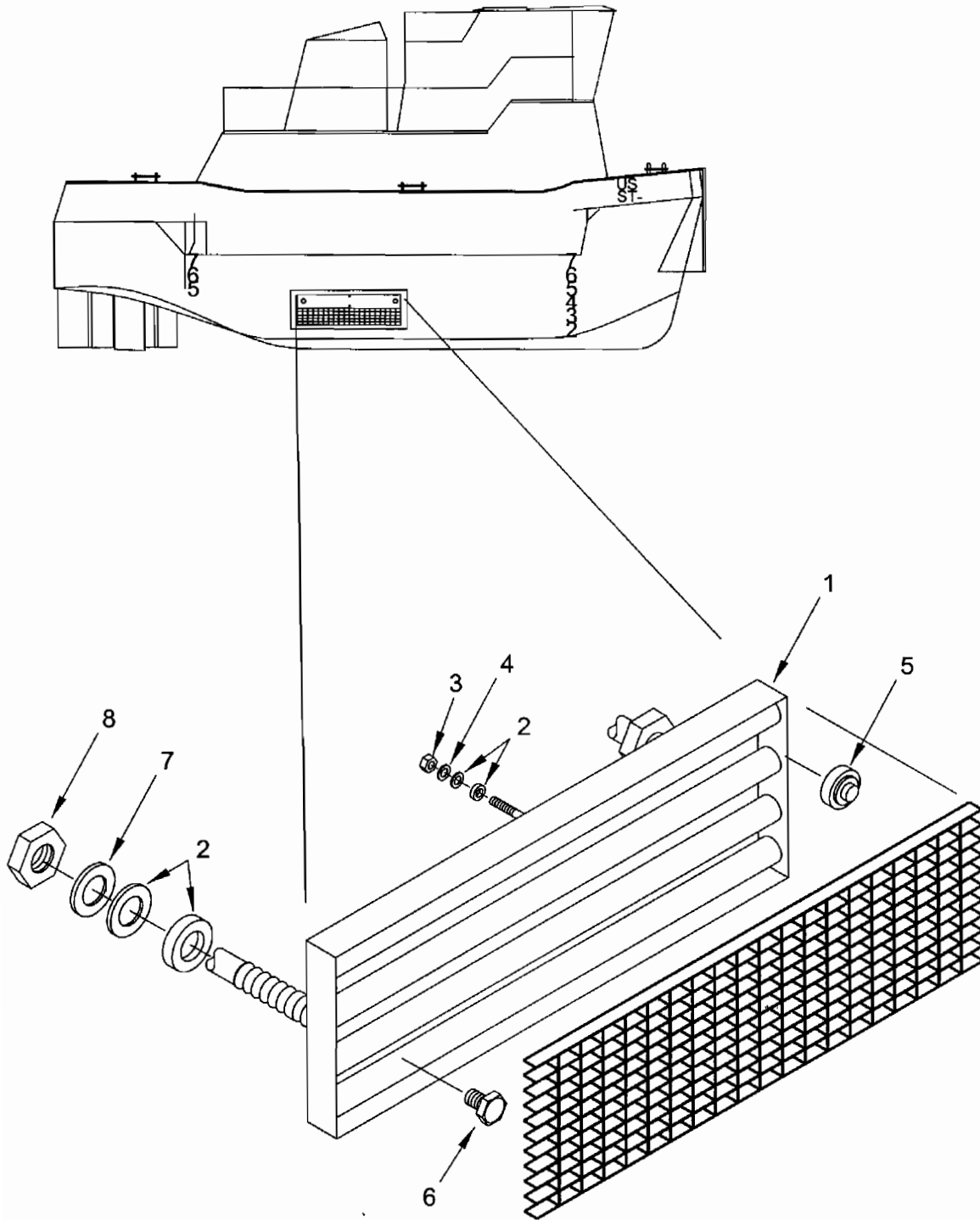


Figure 68. Generator Engine Grid Cooler

TM55-1925-236-24P

Section II. Repair Parts List

**GROUP 1202 GENERATOR ENGINE GRID COOLER
FIGURE 68**

(1) ITEM NUM	(2) SMR	(3) CAGEC	(4) PARTNUM	(5) DESCRIPTION AND UOC		(6) QA
1	XDHHH	98396	B878B	-COOLER, GEN GRID	FPU	2
2	XDHZZ	98396	1545A 1/4"	--GASKET SET	FPU	1
3	XDHZZ	98396	1818	--NUT	FPU	2
4	XDHZZ	98396	1674	--WASHER	FPU	2
5	XDHZZ	98396	1274S	--ZINC SET	FPU	1
6	XDHZZ	98396	1214A	--DRAIN PLUG	FPU	2
7	XDHZZ	98396	1891	--NOZZLE WASHER	FPU	2
8	XDHZZ	98396	1885	--NOZZLE NUT	FPU	2
				-END OF FIGURE		

Section II. Repair Parts List

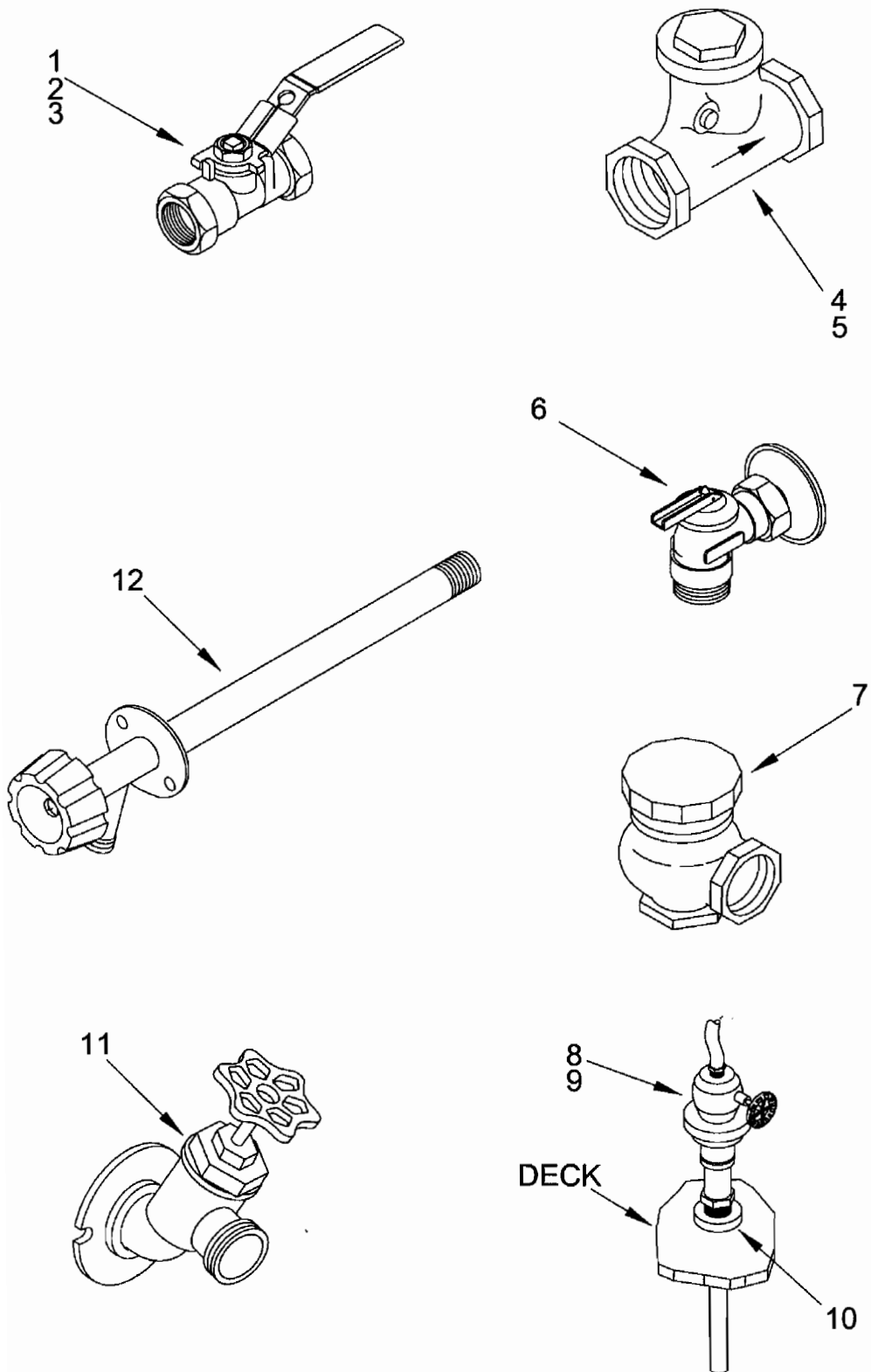


Figure 69. Potable Water System, (Sheet 1 of 3)

Section II. Repair Parts List

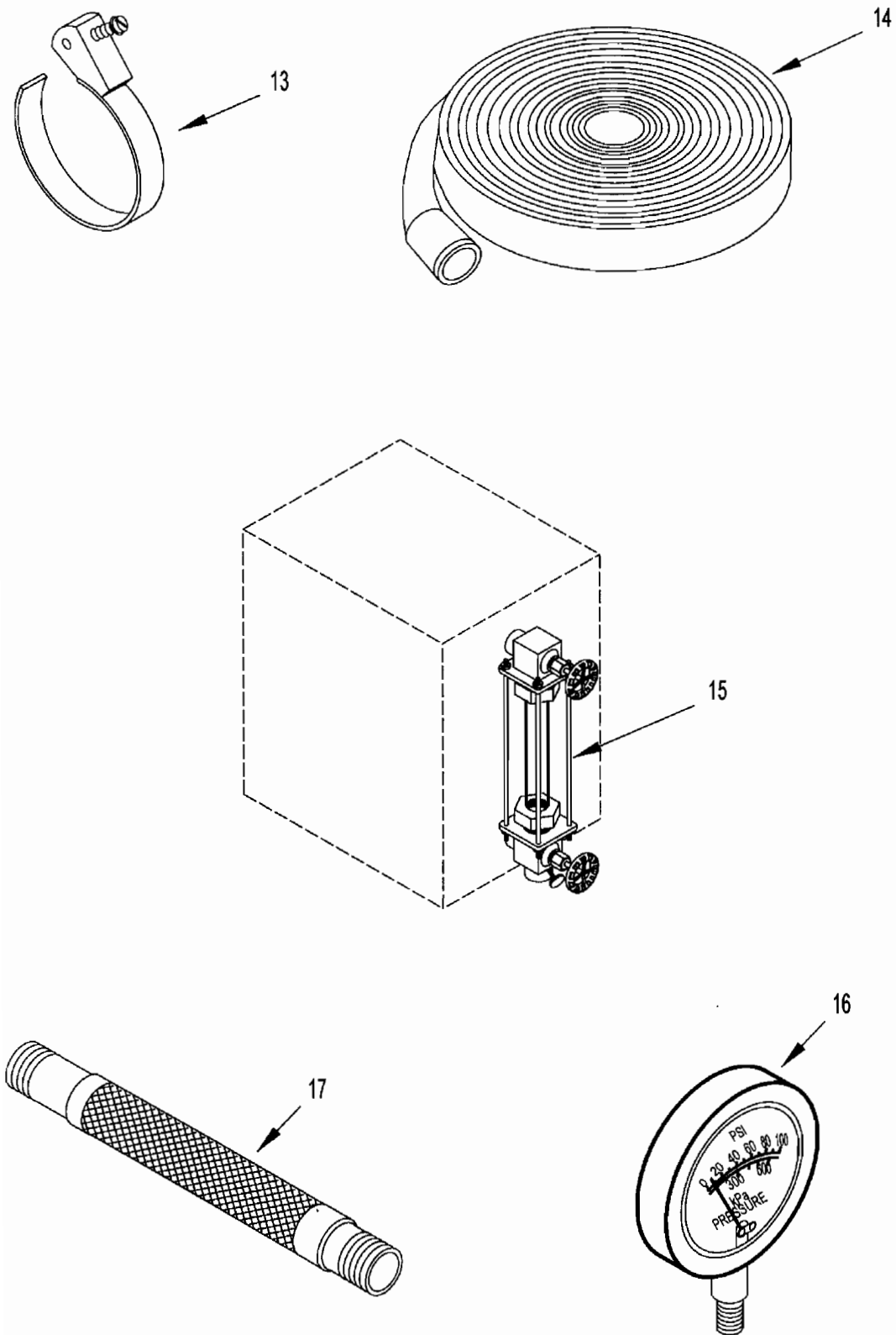


Figure 69. Potable Water System, (Sheet 2 of 3)

Section II. Repair Parts List

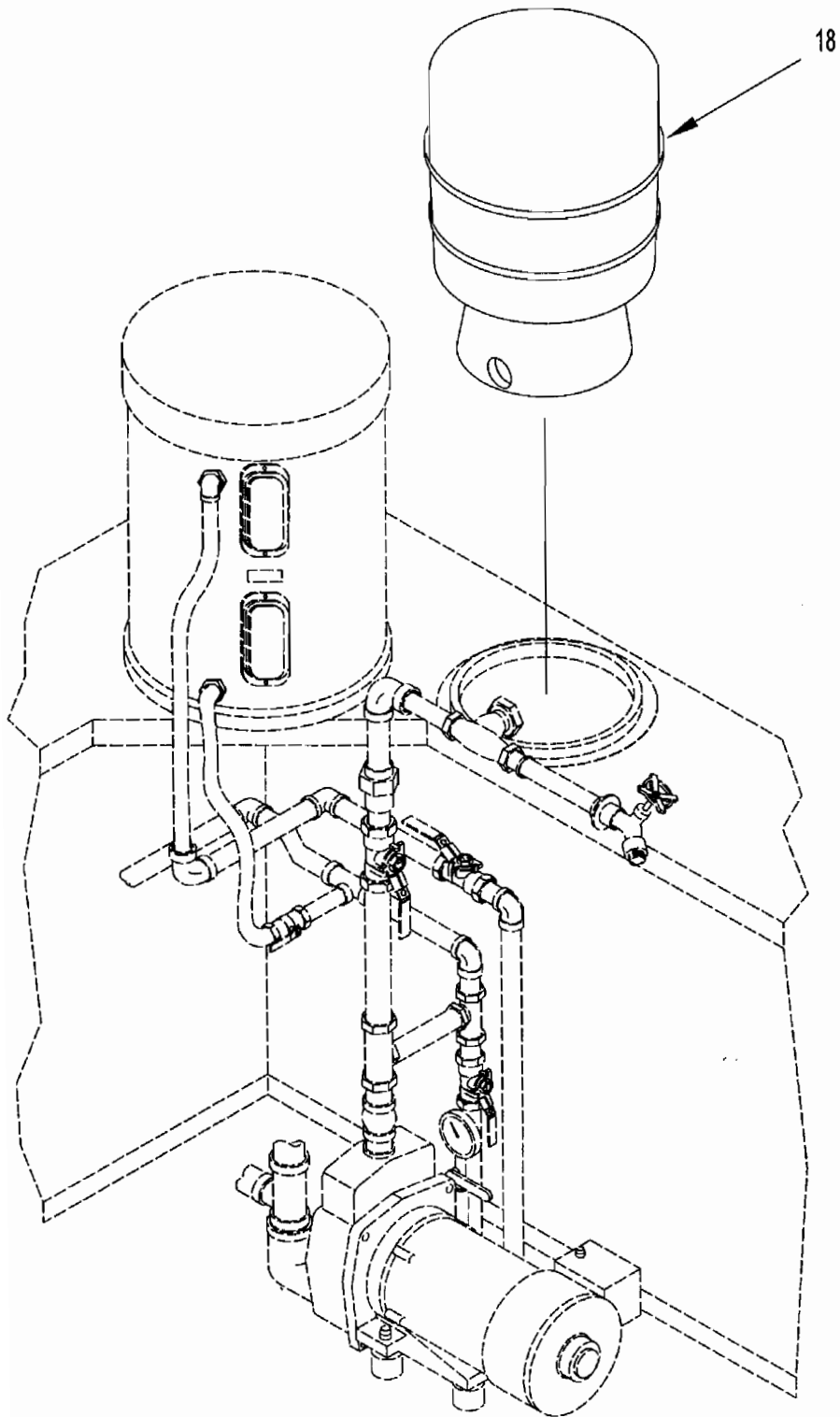


Figure 69. Potable Water System, (Sheet 3 of 3)

TM55-1925-236-24P

**Section II. Repair Parts List
GROUP 13 POTABLE WATER SYSTEM
FIGURE 69**

(1) ITEM NUM	(2) SMR	(3) CAGEC	(4) PARTNUM	(5) DESCRIPTION AND UOC	(6) QA
	XCCFF	79051	ST-95-533-01	POTABLE WATER SYS	FPU 1
1	XDFZZ	0E9K9	171N 1"	-VALVE,BALL 1"	FPU 4
2	XDFZZ	0E9K9	171N 1-1/2"	-VALVE,BALL 1-1/2"	FPU 6
3	XDFZZ	0E9K9	171N 3/4"	-VALVE, BALL 3/4"	FPU 3
4	XDFZZ	59309	B322 1"	-VALVE, CHECK 1"	FPU 1
5	XDFZZ	59309	B322 1-1/2"	-VALVE,CHECK 1-1/2"	FPU 1
6	XDFZZ	0BAC1	4X563	-VALVE,PRESS RLF 3/4"	FPU 1
7	XDFZZ	2V507	47685K14	-BREAKER,VACUUM 3/4"	FPU 1
8	XDFZZ	79051	ST95-533-01-1 ITEM M9	-VALVE,SUPPLY LINE	FPU 6
9	XDFZZ	79051	ST95-533-01-1 ITEM V-7	-VALVE,SUPPLY LINE	FPU 3
10	XDCZZ	51571	M-100S	-BOX,STUFFING	FPU 2
11	XDCZZ	2V507	4791K42	-SCRD HOSE BIBB 3/4"	FPU 2
12	XDCZZ	2V507	4728K12 3/4"	-HOSE BIBB 3/4"	FPU 1
13	XDCZZ	2V507	54235K58	-CLAMP, HOSE 1-1/2"	FPU 16
14	XDCZZ	2V507	52915K11	-HOSE,FILLING	FPU 4
15	XDFZZ	48487	99M50-CS	-LIQUID LEVEL GAUGE	FPU 2
16	XDFZZ	2V507	384K4	-GAUGE, PRESSURE	FPU 1
17	PACZZ	2V507	2657K12	-HOSE,SUPPLY LINE	FPU 6
18	XDFFF	42223	MPD-96 42 GAL	-TANK,POT WTR PRESS	FPU 1
				-END OF FIGURE	

TM55-1925-236-24P

Section II. Repair Parts List

**GROUP 1301 ELECTRIC HEATER
FIGURE 70 (N/A)**

(1) ITEM NUM	(2) SMR	(3) CAGEC	(4) PARTNUM	(5) DESCRIPTION AND UOC	(6) QA
*	XDFFF	17702	6E733	-HEATER, WATER 30GAL FPU	1
				-END OF FIGURE	

* Reference TM55-1925-257-14&P

TM55-1925-236-24P

Section II. Repair Parts List

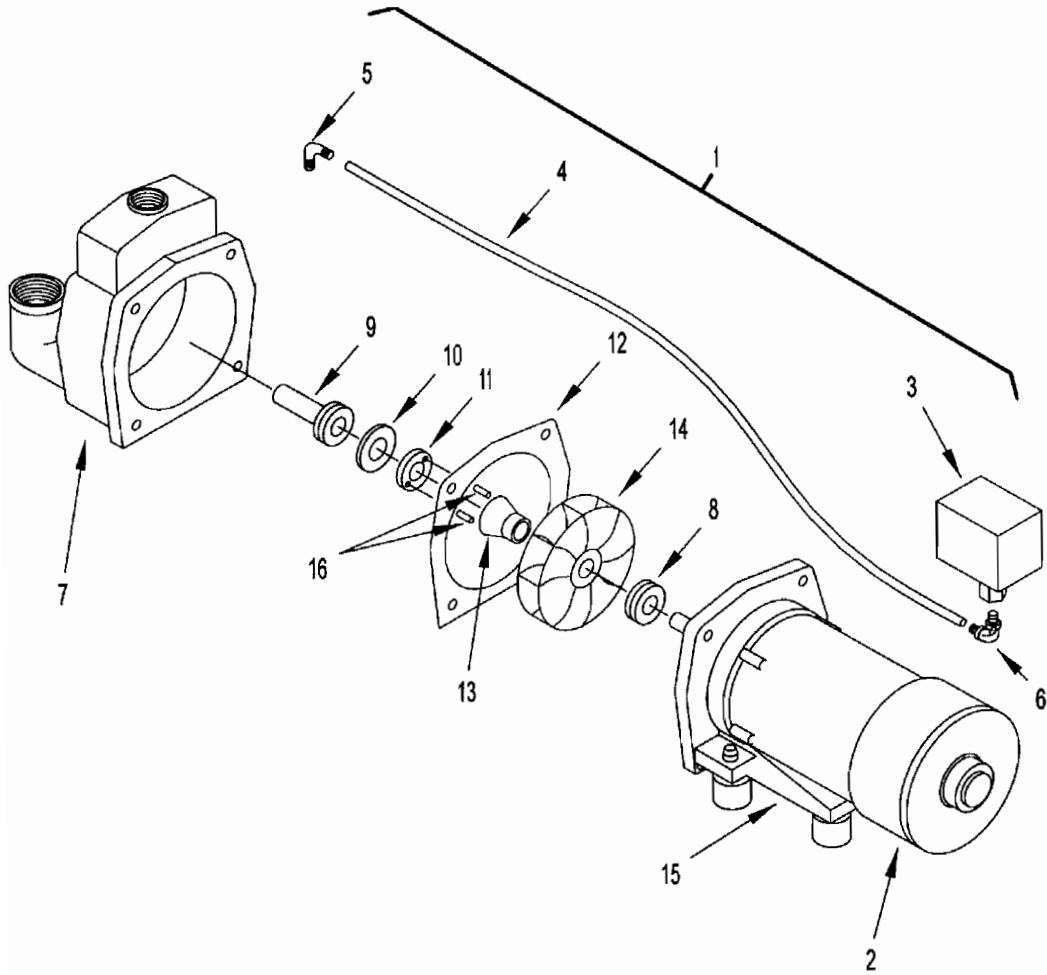


Figure 71. Potable Water Pressure Pump

TM55-1925-236-24P

Section II. Repair Parts List

**GROUP 1302 POTABLE WATER PRESSURE PUMP
FIGURE 71**

(1) ITEM NUM	(2) SMR	(3) CAGEC	(4) PARTNUM	(5) DESCRIPTION AND UOC	(6) QA
1	XDOOO	62321	HJS1003	-PUMP,POT WTR PRESS FPU	1
2	XDOZZ	62321	27806 1HP	--MOTOR,ELECTRIC FPU	1
3	XDOZZ	62321	74929	--SWITCH,PRESSURE FPU	1
4	XDOZZ	62321	97037	--TUBING FPU	3
5	XDOZZ	62321	09589	--NIPPLE FPU	1
6	XDOZZ	62321	34340	--ELBOW,MALE FPU	1
7	XDOZZ	62321	09745	--CASE FPU	1
8	XDOZZ	62321	08514	--SEAL,SHAFT FPU	1
9	XDOZZ	62321	3787	--NOZZLE FPU	1
10	XDOZZ	62321	8746	--SEAL,FLOATING FPU	1
11	XDOZZ	62321	8747	--SUCTION SLEEVE FPU	1
12	PCOZZ	62321	8988	--GASKET FPU	1
13	XDOZZ	62321	9743	--DIFFUSER FPU	1
14	XDOZZ	62321	4707-K	--IMPELLER FPU	1
15	XDOZZ	62321	9744	--BASE FPU	1
16	XDOZZ	62321	27756	--ROLL PIN FPU	2
				-END OF FIGURE	

Section II. Repair Parts List

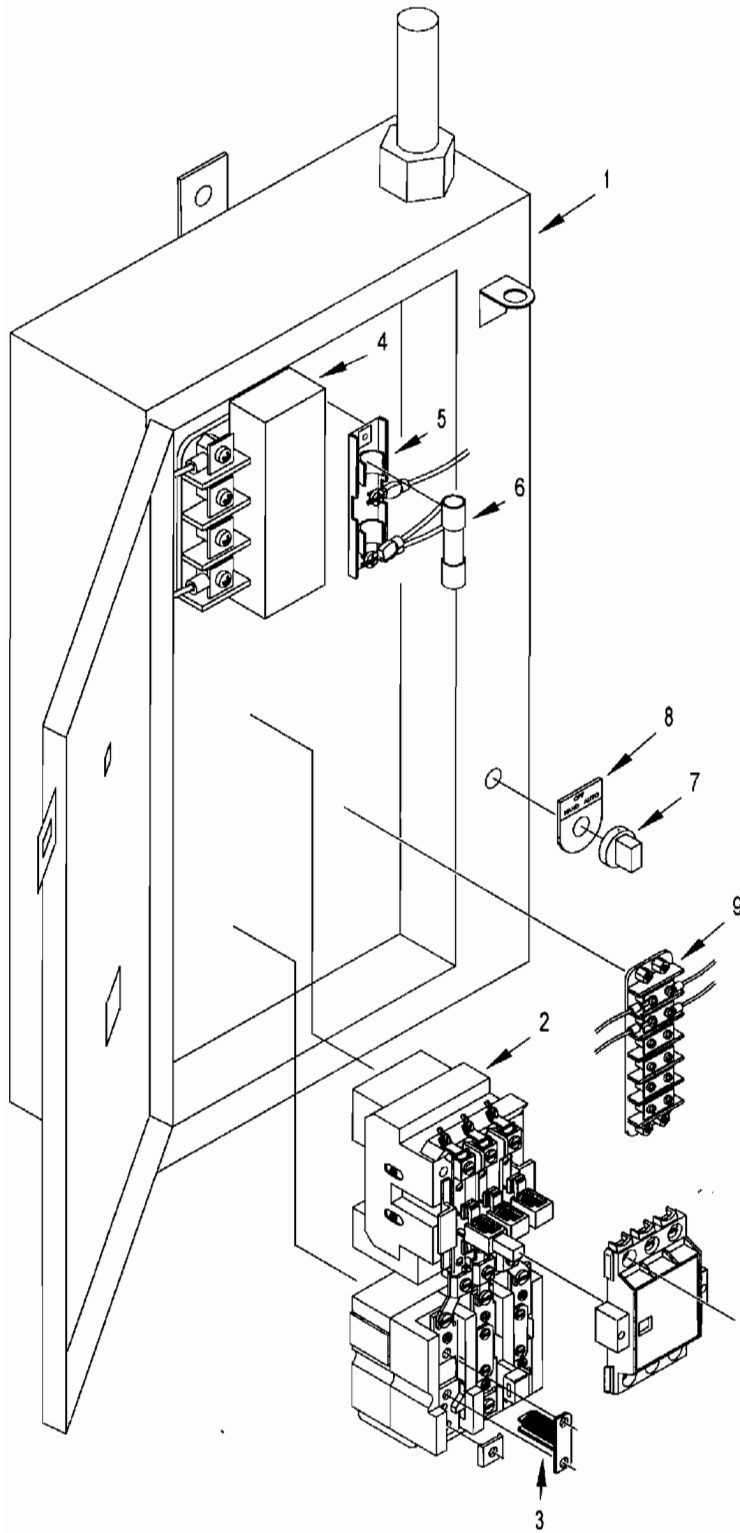


Figure 72. Controller, Potable Water

TM55-1925-236-24P

Section II. Repair Parts List

**GROUP 130301 CONTROLLER, POTABLE WATER
FIGURE 72**

(1) ITEM NUM	(2) SMR	(3) CAGEC	(4) PARTNUM	(5) DESCRIPTION AND UOC	(6) QA
1	XDOFF	0XMT9	97220 1HP	--CONT,POTABLE WATER	FPU 1
2	XDFZZ	0ACF4	SXLB2120	---STARTER	FPU 1
3	PAFZZ	0ACF4	SFH21	---OVERLOAD HEATERS	FPU 3
4	XDFZZ	30882	B050BTZ13JK	---TRANSFRMER,POWER	FPU 1
5	XDFZZ	71424	30312 2POLE	---FUSEHOLDER	FPU 1
6	PAOZZ	71424	SBS-3 3AMP	---FUSE,CARTRIDGE	FPU 3
7	XDFZZ	66842	3SB02-3MKBX25 3POSITION	---SWITCH,ROTARY	FPU 1
8	XDFZZ	0ACF4	P22LPS80	---HAND-OFF-AUTO NPL	FPU 1
9	XDFZZ	71785	6-141	---TERMINAL BOARD	FPU 1
				-END OF FIGURE	

TM55-1925-236-24P

Section II. Repair Parts List

**GROUP 1304 HIGH LEVEL ALARM
FIGURE 73 (N/A)**

(1) ITEM NUM	(2) SMR	(3) CAGEC	(4) PARTNUM	(5) DESCRIPTION AND UOC	(6) QA
*	XDOZZ	0F6M5	302573	-HIGH LEVEL ALARM -END OF FIGURE	FPU 4

* Reference TM55-1925-246-14&P

Section II. Repair Parts List

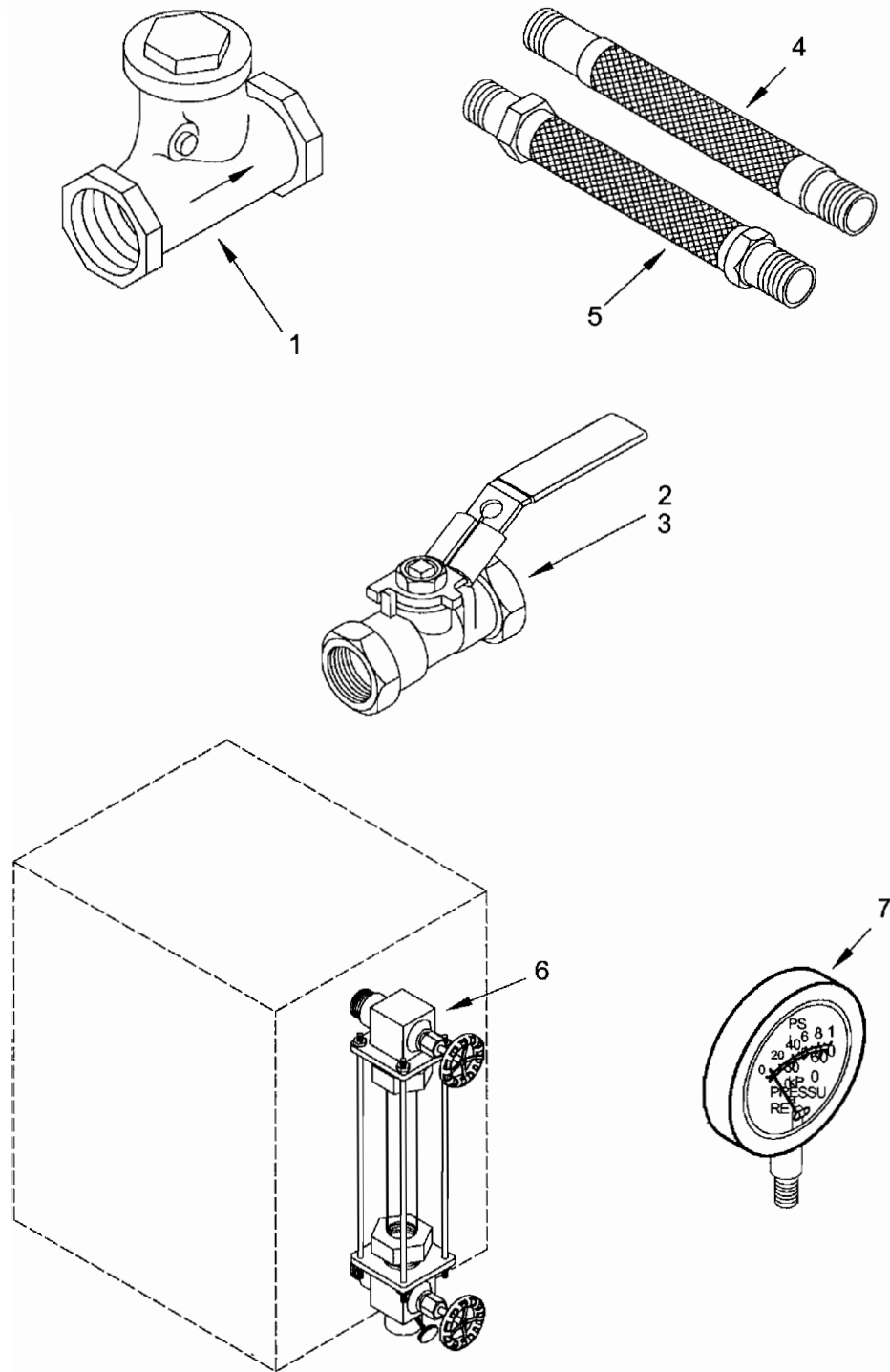


Figure 74. Fuel and Lube System

TM55-1925-236-24P

Section II. Repair Parts List

**GROUP 14 FUEL AND LUBE SYSTEM
FIGURE 74**

(1) ITEM NUM	(2) SMR	(3) CAGEC	(4) PARTNUM	(5) DESCRIPTION AND UOC	(6) QA
	XCCFF	79051	ST 95-541-01	FUEL & LUBE SYSTEM	FPU 1
1	XDOZZ	59309	1258 1/2"	-VALVE,CHECK 1/2"	FPU 4
2	XDOZZ	0E9K9	171N 1"	-VALVE,BALL 1"	FPU 3
3	XDOZZ	0E9K9	171N 1/2"	-VALVE,BALL 1/2"	FPU 8
4	XDCZZ	79051	ST-95-541-01-1 ITEM M3	-HOSE,FLEXIBLE	FPU 4
5	XDCZZ	79051	ST-95-541-01-1 ITEM M4	-HOSE,FLEXIBLE	FPU 4
6	XDOZZ	2V507	3713K3	-SIGHT GLASS	FPU 1
7	XDFZZ	2V507	3848K4	-GAUGE,PRESSURE	FPU 1
				-END OF FIGURE	

Section II. Repair Parts List

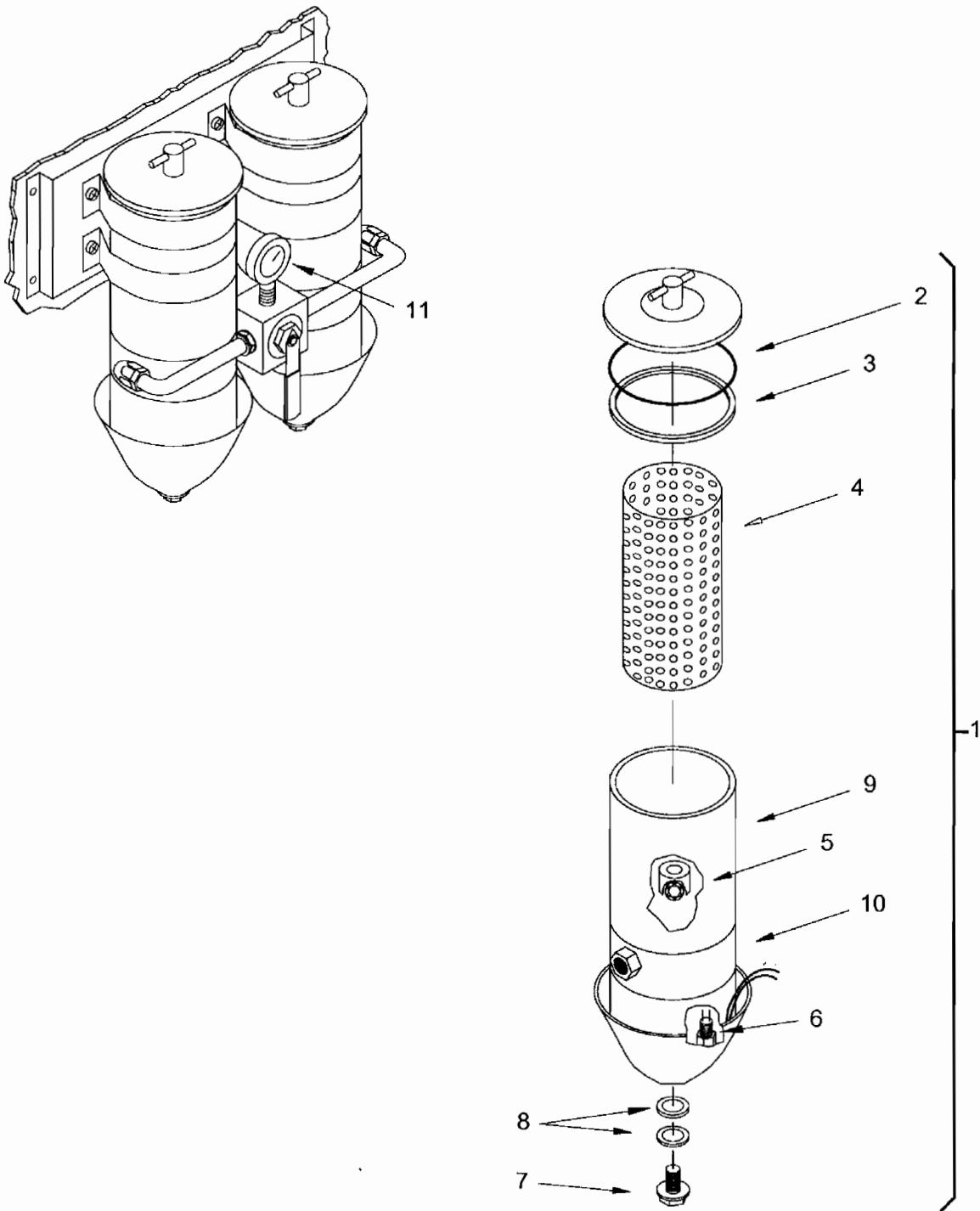


Figure 75. Filter, Duplex Fuel

TM55-1925-236-24P

Section II. Repair Parts List

**GROUP 1401 FILTER, DUPLEX FUEL
FIGURE 75**

(1) ITEM NUM	(2) SMR	(3) CAGEC	(4) PARTNUM	(5) DESCRIPTION AND UOC	(6) QA
1	XDCCC	55752	75/900MAX	-FILTER,FUEL DUPLEX	FPU 2
2	PACZZ	55752	11350	--PACKING,PREFORMED	FPU 2
3	PACZZ	55752	11007	--GASKET	FPU 2
4	PACZZ	79396	33209	--ELEMENT,MICRON	FPU 2
5	XDCZZ	55752	RK11028B	--PRTKT,SEAL REPL	FPU 2
6	XDCZZ	55752	RK21069	--WATER PROBE ASSY	FPU 2
7	XDCZZ	55752	11040	--FITTING,DRAIN	FPU 2
8	PACZZ	55752	RK11341	--O-RING	FPU 5
9	XDCZZ	55752	RK11734	--BOWL,METAL	FPU 2
10	XDCZZ	55752	RK11037A	--RING,BOWL,FLTR-SEP	FPU 2
11	XDCZZ	55752	RK19476	--GAUGE ASSEMBLY	FPU 1
				-END OF FIGURE	

Section II. Repair Parts List

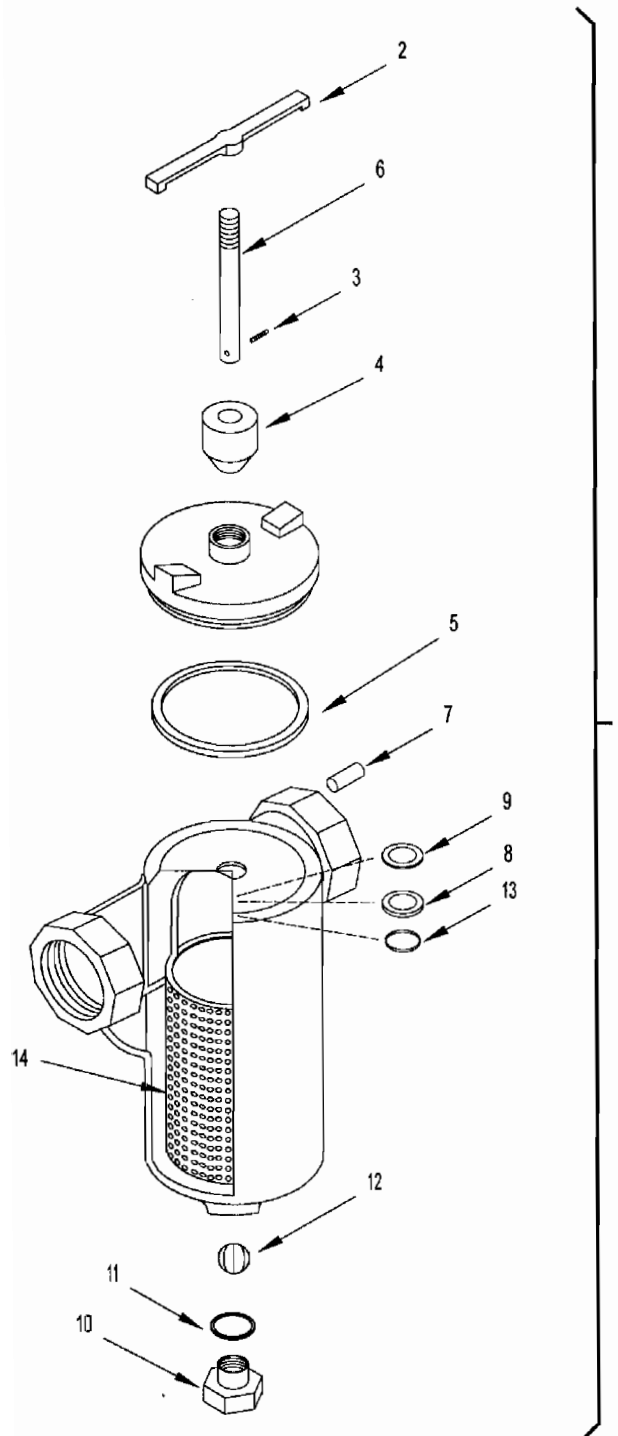


Figure 76. Fuel Oil Knife Strainer

TM55-1925-236-24P

Section II. Repair Parts List

**GROUP 1402 FUEL OIL KNIFE STRAINER
FIGURE 76**

(1) ITEM NUM	(2) SMR	(3) CAGEC	(4) PARTNUM	(5) DESCRIPTION AND UOC	(6) QA
1	XDCCC	05644	11076-29	-STRAINER,AUTO KLEAN	FPU 2
2	XDCZZ	15472	22183-03	--HDL,ELEM SPDL,FUEL	FPU 1
3	XDCZZ	15472	98800-04	--PIN,SPIRAL	FPU 1
4	XDCZZ	15472	22114-05	--HEAD,FLUID FILTER	FPU 1
5	PACZZ	15472	22120-31	--GASKET	FPU 1
6	XDCZZ	15472	32754-32	--SHAFT,STRAIGHT	FPU 1
7	XDCZZ	15472	31784-32	--VENT PLUG	FPU 1
8	PACZZ	15472	25869-00	--SPACER,PLATE	FPU 1
9	PACZZ	15472	30094-32	--SPACER,SLEEVE	FPU 1
10	XDCZZ	15472	64092-35	--PLUG,DRAIN	FPU 1
11	PACZZ	15472	98801-01	--O-RING	FPU 1
12	XDCZZ	15472	67363-04	--BALL	FPU 1
13	PACZZ	15472	22118-34	--RING,FILTER,MOUNTIN	FPU 1
14	XDCZZ	15472	23908-00	--FILTER BODY,FLUID 8"	FPU 1
				-END OF FIGURE	

Section II. Repair Parts List

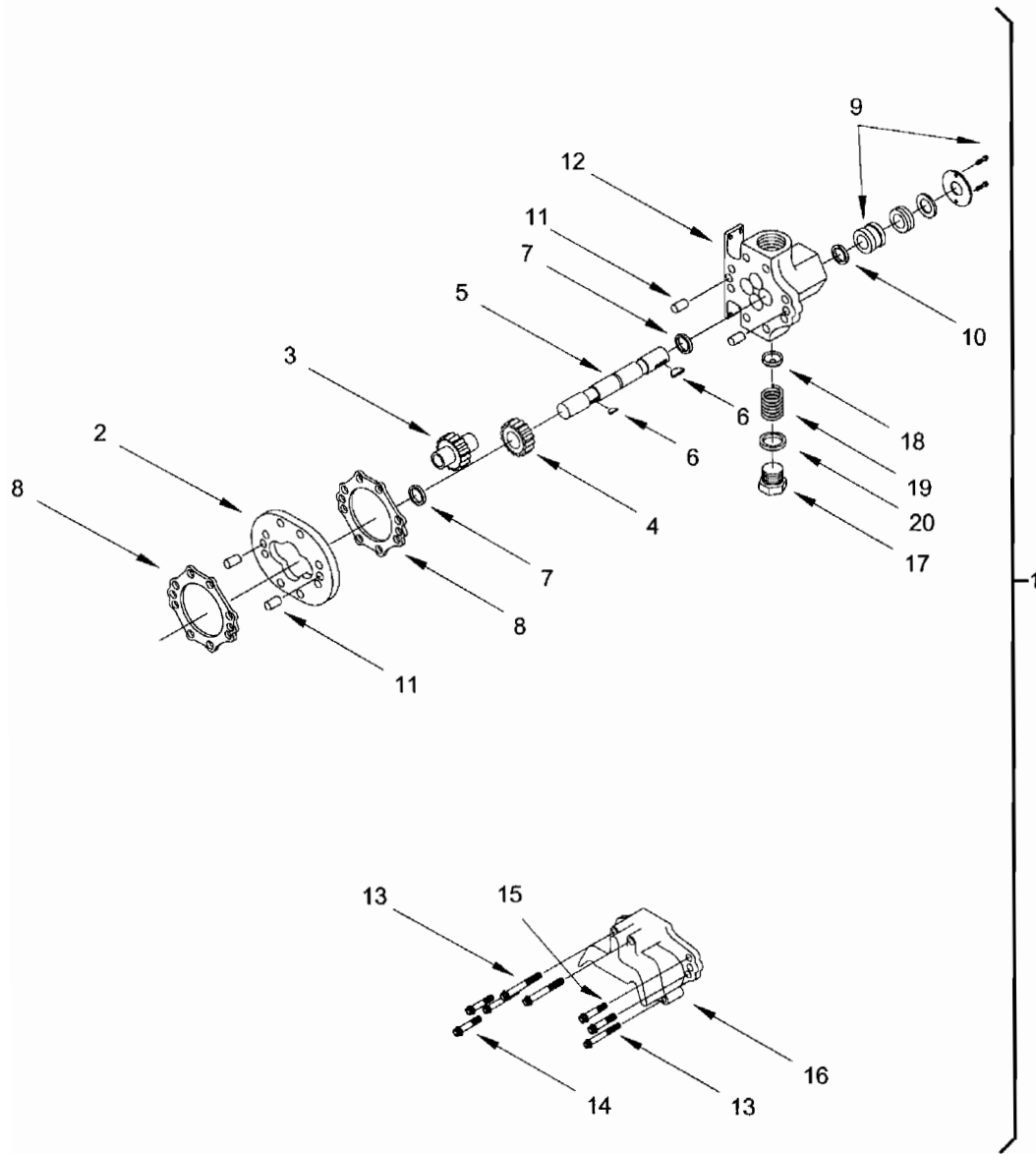


Figure 77. Pump, Fuel Transfer

TM55-1925-236-24P

Section II. Repair Parts List

GROUP 1403 PUMP, FUEL TRANSFER
FIGURE 77

(1) ITEM NUM	(2) SMR	(3) CAGEC	(4) PARTNUM	(5) DESCRIPTION AND UOC	(6) QA
1	XDOOO	58923	2AM12 2HP	-PUMP,FUEL TRANSFER FPU	1
2	XDOZZ	58923	P1-552	--CASE FPU	1
3	XDOZZ	58923	D2-1431	--IDLER GEAR & SHAFT FPU	1
4	XDOZZ	58923	D6-646	--DRIVE GEAR FPU	1
5	XDOZZ	58923	D1-1759	--DRIVE SHAFT FPU	1
6	XDOZZ	58923	D30-32	--KEY,WOODRUFF FPU	2
7	PAOZZ	58923	G41-148	--RING,RETAINING FPU	2
8	PAOZZ	58923	D11-257	--GASKET FPU	2
9	PAOZZ	58923	N24-154	--MECH SEAL KIT FPU	1
10	PAOZZ	58923	G41-43	--RING,RETAINING FPU	1
11	PAOZZ	58923	D48-21	--PIN,DOWEL FPU	4
12	XAOZZ	58923	N2-799	--HOUSING,LIQUID PUMP FPU	1
13	XDOZZ	58923	G49-037275	--SCREW,CAP FPU	4
14	XDOZZ	58923	G49-037375	--SCREW,CAP FPU	2
15	XDOZZ	58923	G49-037500	--SCREW,CAP FPU	2
16	XAOZZ	58923	N3-340	--HOUSING,LIQUID PUMP FPU	1
17	XDOZZ	58923	D15-44	--SCREW,MACHINE FPU	1
18	PAOZZ	58923	D16-114	--DISK,VALVE FPU	1
19	PAOZZ	58923	G10-399	--SPRING FPU	1
20	PAOZZ	58923	G33-32	--SEAL ASSY,SFT,SPR FPU	1
				-END OF FIGURE	

Section II. Repair Parts List

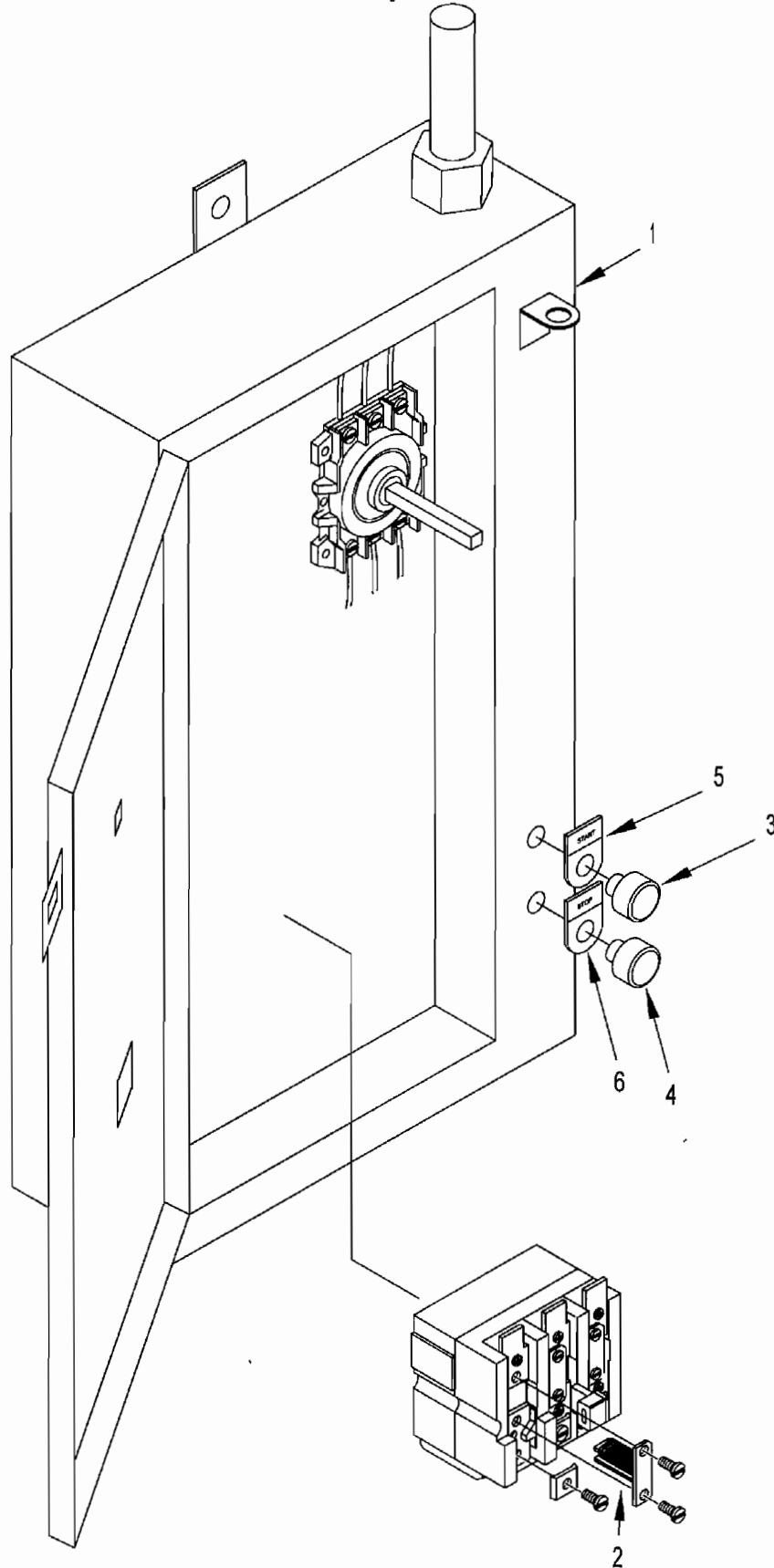


Figure 78. Controller, Fuel Xfer

TM55-1925-236-24P

Section II. Repair Parts List

GROUP 140301 CONTROLLER, FUEL XFER
FIGURE 78

(1) ITEM NUM	(2) SMR	(3) CAGEC	(4) PARTNUM	(5) DESCRIPTION AND UOC	(6) QA
1	XDFFF	0XMT9	SXLB2480 2HP	--CONTROLLER,FUEL XFER	FPU 1
2	PAFZZ	66842	SFH28	---HEATERS,OVERLOAD	FPU 3
3	XDFZZ	66842	3SB02-PFG10 (GREEN)	---SWITCH,PUSH (START)	FPU 1
4	XDFZZ	66842	3SB02-PFR01 (RED)	---PUSHBUTTON,STOP	FPU 1
5	XDFZZ	66842	P22LPS03	---START NAMEPLATE	FPU 1
6	XDFZZ	66842	P22LPS04	---STOP NAMEPLATE	FPU 1
				-END OF FIGURE	

Section II. Repair Parts List

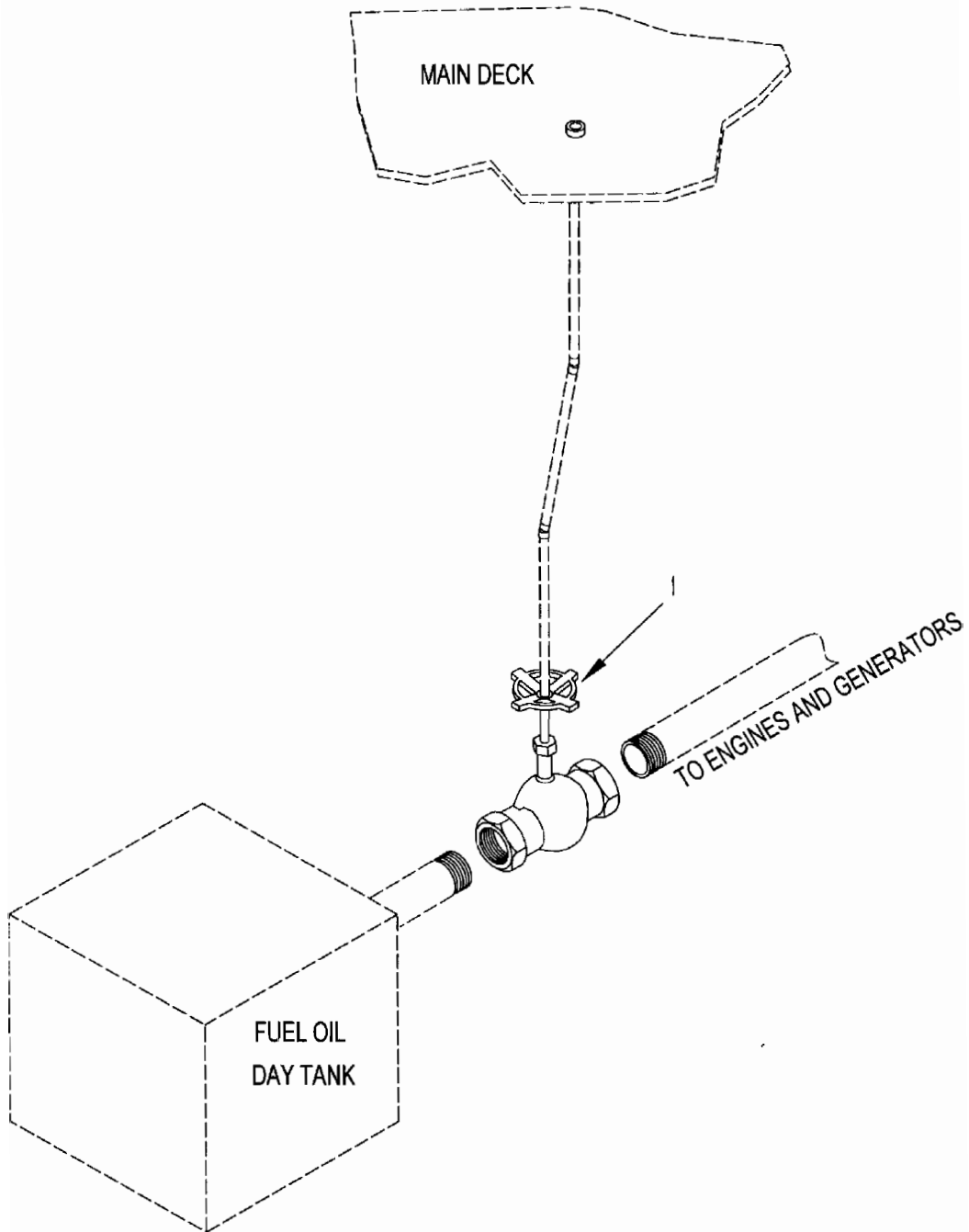


Figure 79. Remote Actuated Valve

TM55-1925-236-24P

Section II. Repair Parts List

**GROUP 1404 VALVE, REM ACT
FIGURE 79**

(1) ITEM NUM	(2) SMR	(3) CAGEC	(4) PARTNUM	(5) DESCRIPTION AND UOC	(6) QA
1	XDOZZ	2V507	47095K96 1 1/2"	-VALVE, REM ACT FPU	1
				-END OF FIGURE	

TM55-1925-236-24P

Section II. Repair Parts List

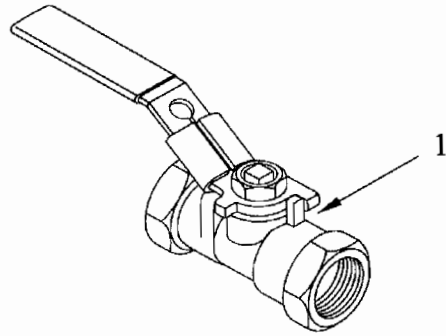


Figure 80. Lube Oil System

TM55-1925-236-24P

Section II. Repair Parts List

**GROUP 1405 LUBE OIL SYSTEM
FIGURE 80**

(1) ITEM NUM	(2) SMR	(3) CAGEC	(4) PARTNUM	(5) DESCRIPTION AND UOC	(6) QA	
	XCCFF	79051	ST-95-543-01	-LUBE OIL SYSTEM	FPU	1
1	XDCZZ	0E9K9	171N 1"	--VALVE,BALL 1"	FPU	3
				-END OF FIGURE		

TM55-1925-236-24P

Section II. Repair Parts List

**GROUP 140501 FLOCS PUMP
FIGURE 81 (N/A)**

(1) ITEM NUM	(2) SMR	(3) CAGEC	(4) PARTNUM	(5) DESCRIPTION AND UOC	(6) QA
*	PAFFF	00624	FF9516-01 3/4HP	--PUMP,FLOCS -END OF FIGURE	FPU 1

*Reference TM55-1925-251-14&P

TM55-1925-236-24P

Section II. Repair Parts List

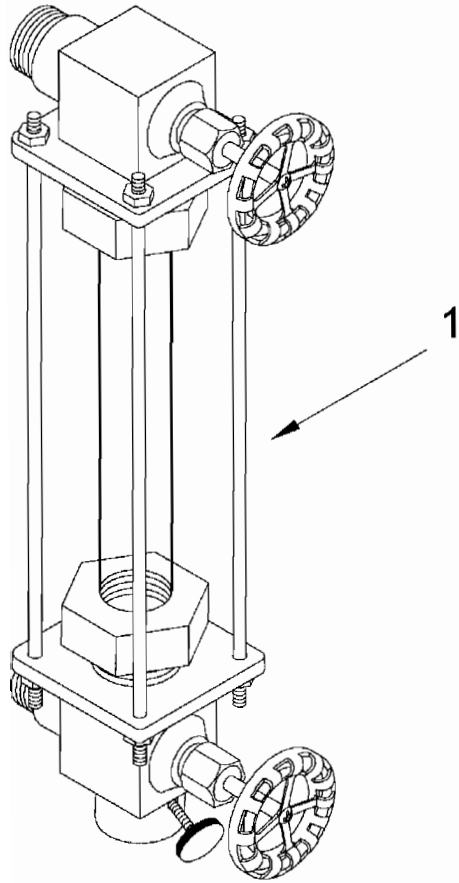


Figure 82. Sight Glass

TM55-1925-236-24P

Section II. Repair Parts List

**GROUP 140502 SIGHT GLASS
FIGURE 82**

(1) ITEM NUM	(2) SMR	(3) CAGEC	(4) PARTNUM	(5) DESCRIPTION AND UOC	(6) QA
1	XDOZZ	2V507	3713K3	--SIGHT GLASS FPU	2
				-END OF FIGURE	

TM55-1925-236-24P

Section II. Repair Parts List

**GROUP 140503 HIGH LEVEL ALARM
FIGURE 83 (N/A)**

(1) ITEM NUM	(2) SMR	(3) CAGEC	(4) PARTNUM	(5) DESCRIPTION AND UOC	(6) QA
*	XDFZZ	0F6M5	302573	--HIGH LEVEL ALARM FPU	1
				-END OF FIGURE	

* Reference TM55-1925-246-14&P

Section II. Repair Parts List

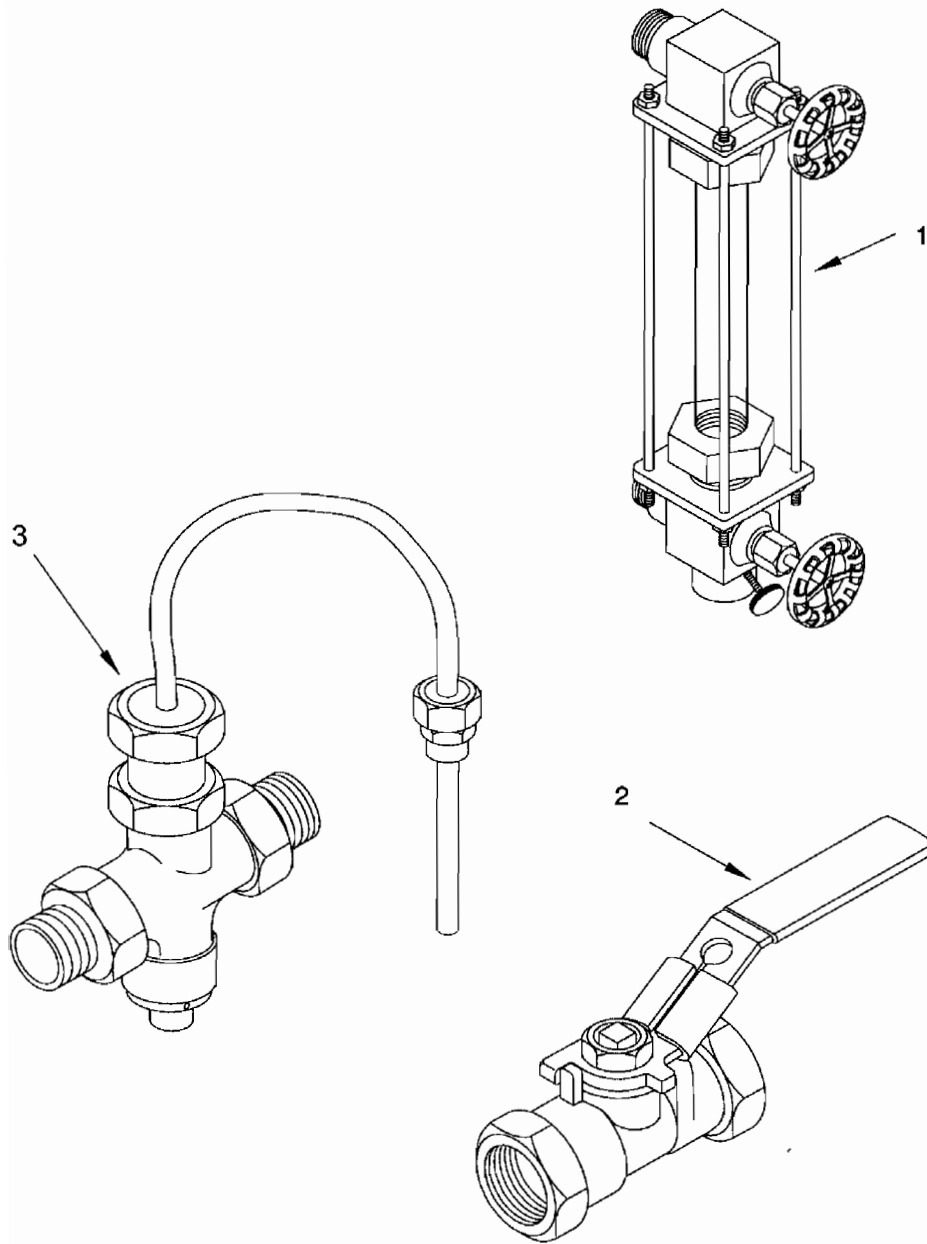


Figure 84. Oily Water System

TM55-1925-236-24P

Section II. Repair Parts List

GROUP 1406 OILY WATER SYSTEM
FIGURE 84

(1) ITEM NUM	(2) SMR	(3) CAGEC	(4) PARTNUM	(5) DESCRIPTION AND UOC	(6) QA
	XCCFF	79051	ST-95-558-01	-OILY WATER SYSTEM FPU	1
1	XDOZZ	99197	3713K3	--GAUGE,LIQUID LEVEL FPU	1
2	XDOZZ	0E9K9	171N 1"	--VALVE,BALL 1" FPU	1
3	XDOZZ	79051	821069 3/4"	--VALVE,CONTROL FPU	2
				-END OF FIGURE	

TM55-1925-236-24P

Section II. Repair Parts List

**GROUP 140601 OILY WATER SEPARATOR
FIGURE 85 (N/A)**

(1) ITEM NUM	(2) SMR	(3) CAGEC	(4) PARTNUM	(5) DESCRIPTION AND UOC		(6) QA
*	XDCFF	0TW02	96504A 115VAC	--OILY WATER SEP	FPU	1
				-END OF FIGURE		

* Reference TM55-1925-251-14&P

TM55-1925-236-24P

Section II. Repair Parts List

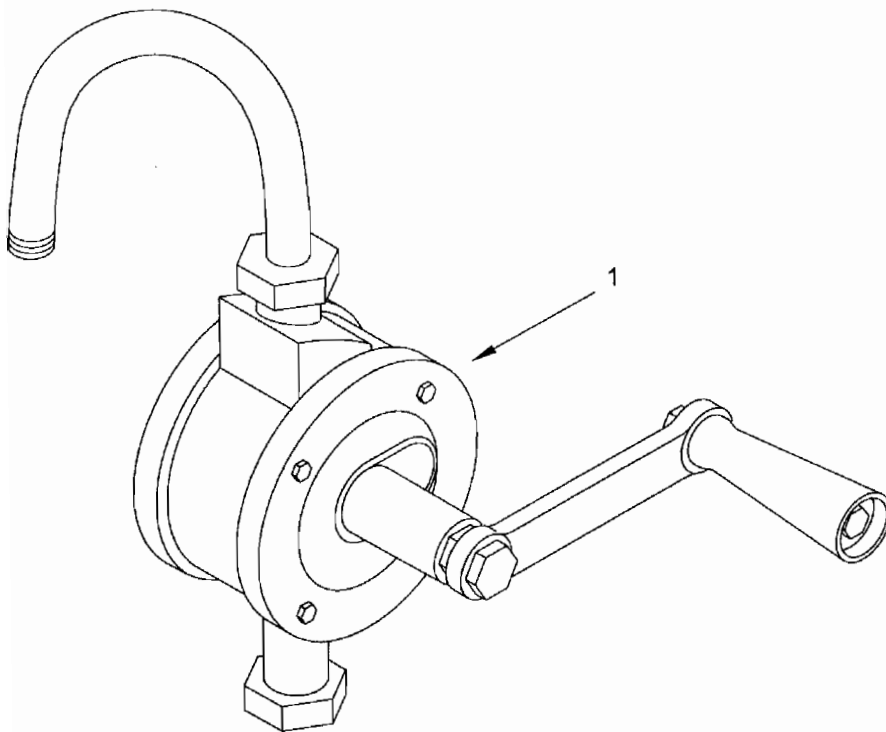


Figure 86. Pump, Hand Oily Bilge

TM55-1925-236-24P

Section II. Repair Parts List

**GROUP 140602 PUMP, HAND OILY BILGE
FIGURE 86**

(1) ITEM NUM	(2) SMR	(3) CAGEC	(4) PARTNUM	(5) DESCRIPTION AND UOC	(6) QA
1	XDCZZ	0TW70	BRF-210A	--PMP,HAND OILY BILGE FPU -END OF FIGURE	1

TM55-1925-236-24P

Section II. Repair Parts List

**GROUP 140603 OILY WATER MONITOR
FIGURE 87 (N/A)**

(1) ITEM NUM	(2) SMR	(3) CAGEC	(4) PARTNUM	(5) DESCRIPTION AND UOC	(6) QA
*	PACZZ	58177	BA-1\MA-1\BA-100	--MONITOR,OILY WATER FPU -END OF FIGURE	1

* Reference TM55-1925-251-14&P

TM55-1925-236-24P

Section II. Repair Parts List

**GROUP 15 FIRE SUPPRESSION
FIGURE 88 (N/A)**

(1) ITEM NUM	(2) SMR	(3) CAGEC	(4) PARTNUM	(5) DESCRIPTION AND UOC		(6) QA
*	XCCFF	2F010	ST-95-555-01	FIRE SUPPRESSION	FPU	1
				-END OF FIGURE		

* Reference TM55-1925-254-14&P

TM55-1925-236-24P

Section II. Repair Parts List

**GROUP 16 FIRE ALARM SYSTEM
FIGURE 89 (N/A)**

(1) ITEM	(2) SMR	(3) CAGEC	(4) PARTNUM	(5) DESCRIPTION AND UOC		(6) QA
*	XCCHH	2F010	ST-95-555-02	FIRE ALARM SYSTEM	FPU	1
				-END OF FIGURE		

* Reference TM55-1925-254-14&P

TM55-1925-236-24P

Section II. Repair Parts List

**GROUP 17 STEERING SYSTEM
FIGURE 90 (N/A)**

(1) ITEM	(2) SMR	(3) CAGEC	(4) PARTNUM	(5) DESCRIPTION AND UOC	(6) QA	
*	XDCFF	79051	ST-95-562-01	STEERING SYSTEM	FPU	1
				-END OF FIGURE		

* Reference TM55-1925-248-14&P

TM55-1925-236-24P

Section II. Repair Parts List

**GROUP 1701 HYDRAULIC POWER UNIT
FIGURE 91 (N/A)**

(1) ITEM	(2) SMR	(3) CAGEC	(4) PARTNUM	(5) DESCRIPTION AND UOC	(6) QA	
*	XDCFF	0F6M5	A0009U 5HP	-HYDR POWER UNIT	FPU	1
				-END OF FIGURE		

* Reference TM55-1925-248-14&P

Section II. Repair Parts List

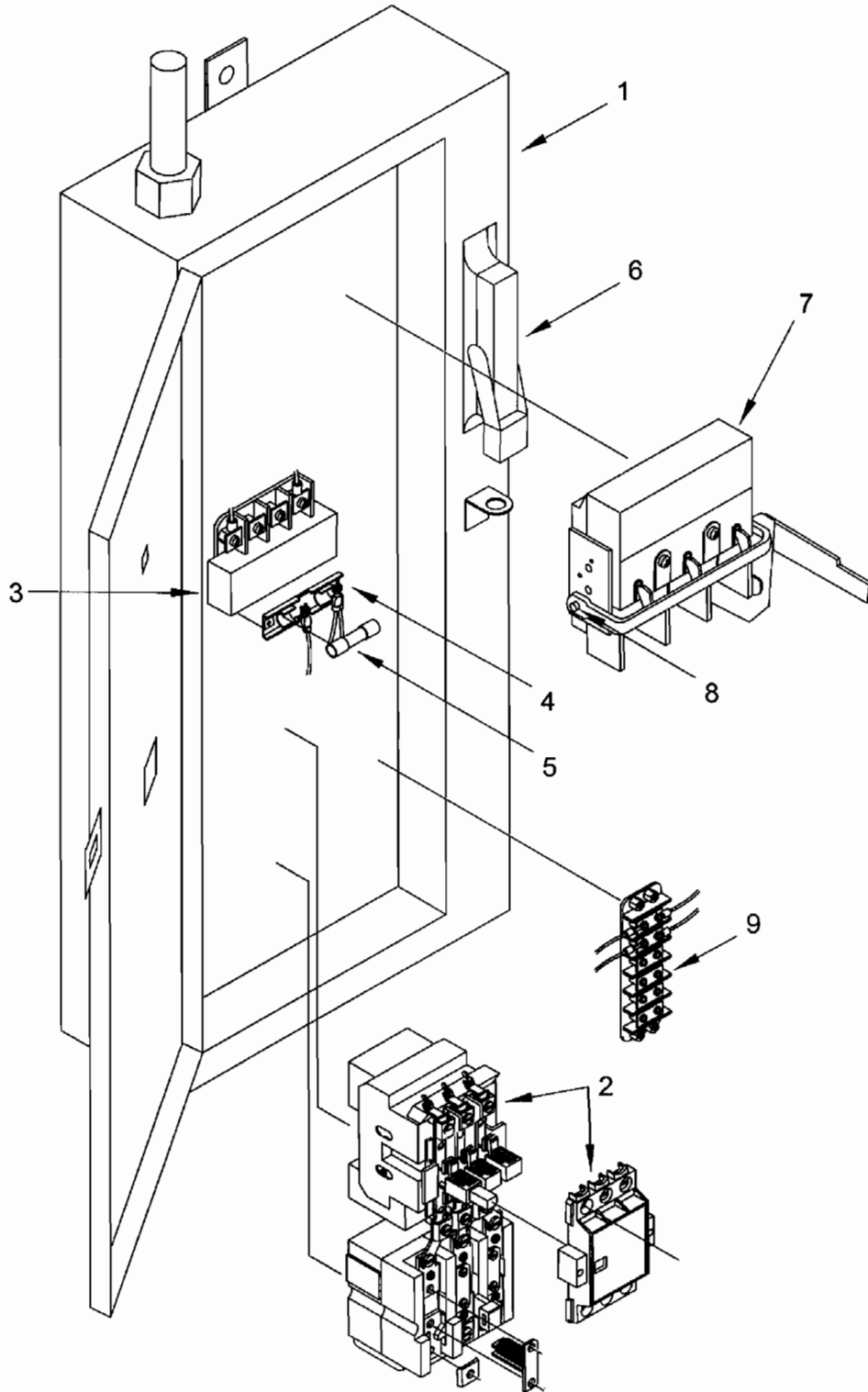


Figure 92. Controller

TM55-1925-236-24P

Section II. Repair Parts List

**GROUP 170101 CONTROLLER
FIGURE 92**

(1) ITEM	(2) SMR	(3) CAGEC	(4) PARTNUM	(5) DESCRIPTION AND UOC	(6) QA
1	XDOFF	0XMT9	97216	--CONTRLLER, HYD PWR	FPU 2
2	XDFZZ	66842	SCNB24120UIJ FVNR	---STARTER	FPU 1
3	XDFZZ	30882	B500BTZ13JK	---TRANFRMR,CONTROL	FPU 1
4	XDFZZ	71424	30312	---FUSEHOLDER, 2-POLE	FPU 1
5	PAOZZ	71424	SBS-5	---FUSE, 5A	FPU 2
6	XDFZZ	66842	3SB02-3MKBX25	---SWITCH, SELECTOR	FPU 1
7	XDFZZ	66842	RR2KP-U-120VAC	---RELAY, NON- LATCHING	FPU 1
8	XDFZZ	66842	SR3P-06	---RELAY SOCKET	FPU 1
9	XDFZZ	71785	12-141	---TERMINAL STRIP	FPU 1
				-END OF FIGURE	

TM55-1925-236-24P

Section II. Repair Parts List

**GROUP 1702 CONTROL PANEL
FIGURE 93 (N/A)**

(1) ITEM	(2) SMR	(3) CAGEC	(4) PARTNUM	(5) DESCRIPTION AND UOC	(6) QA	
*	XDCFF	0F6M5	A0051N	-CONTROL PANEL	FPU	1
				-END OF FIGURE		

* Reference TM55-1925-248-14&P

TM55-1925-236-24P

Section II. Repair Parts List

**GROUP 1703 CYLINDER, STEERING
FIGURE 94 (N/A)**

(1) ITEM	(2) SMR	(3) CAGEC	(4) PARTNUM	(5) DESCRIPTION AND UOC	(6) QA	
*	XDCHH	0F6M5	A0050B	-CYLINDER, STEERING	FPU	2
				-END OF FIGURE		

* Reference TM55-1925-248-14&P

TM55-1925-236-24P

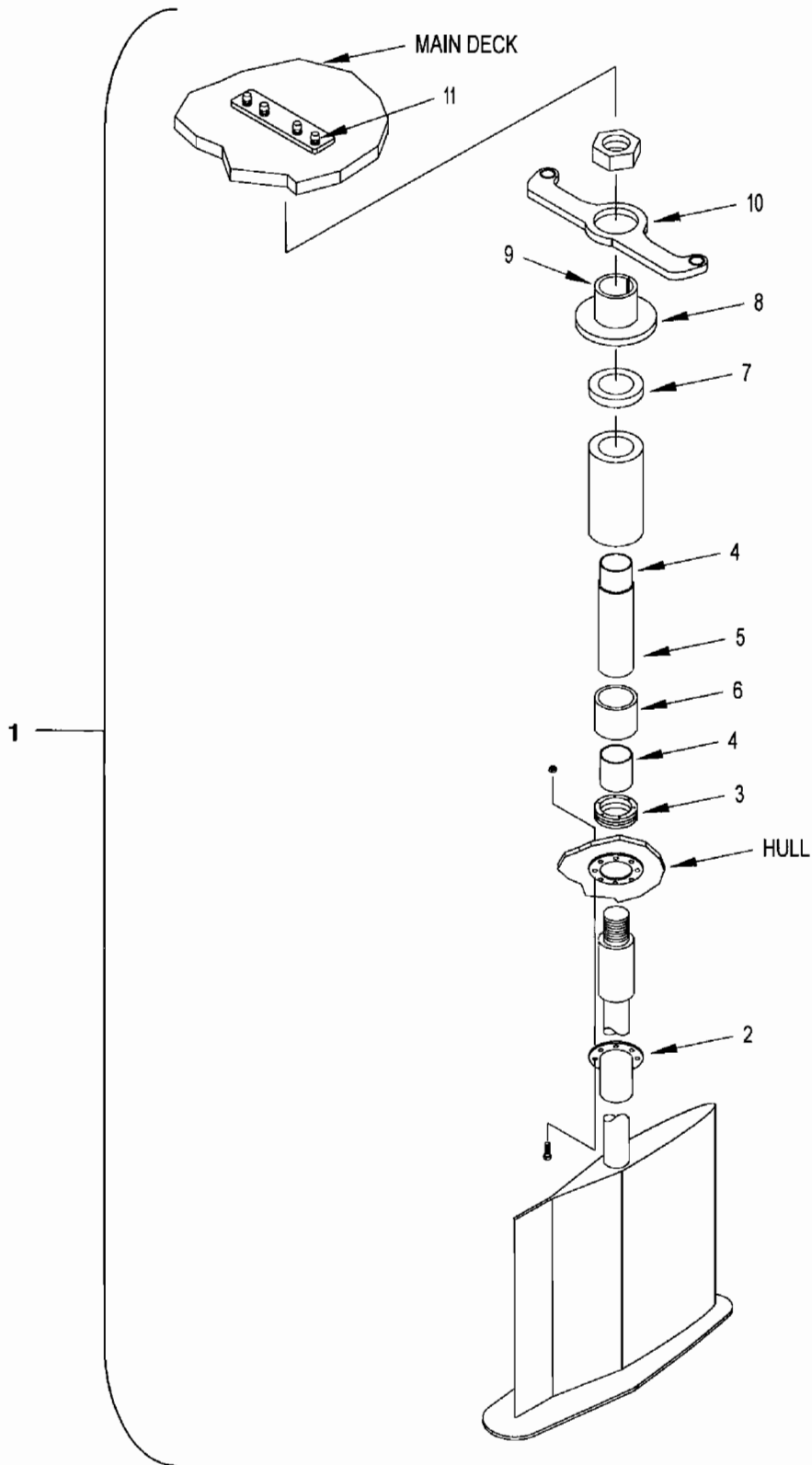
Section II. Repair Parts List

**GROUP 1704 CYLINDER, FLANKING
FIGURE 95 (N/A)**

(1) ITEM	(2) SMR	(3) CAGEC	(4) PARTNUM	(5) DESCRIPTION AND UOC	(6) QA
*	XDCHH	0F6M5	A0050Z	-CYLINDER,FLANKING -END OF FIGURE	FPU 2

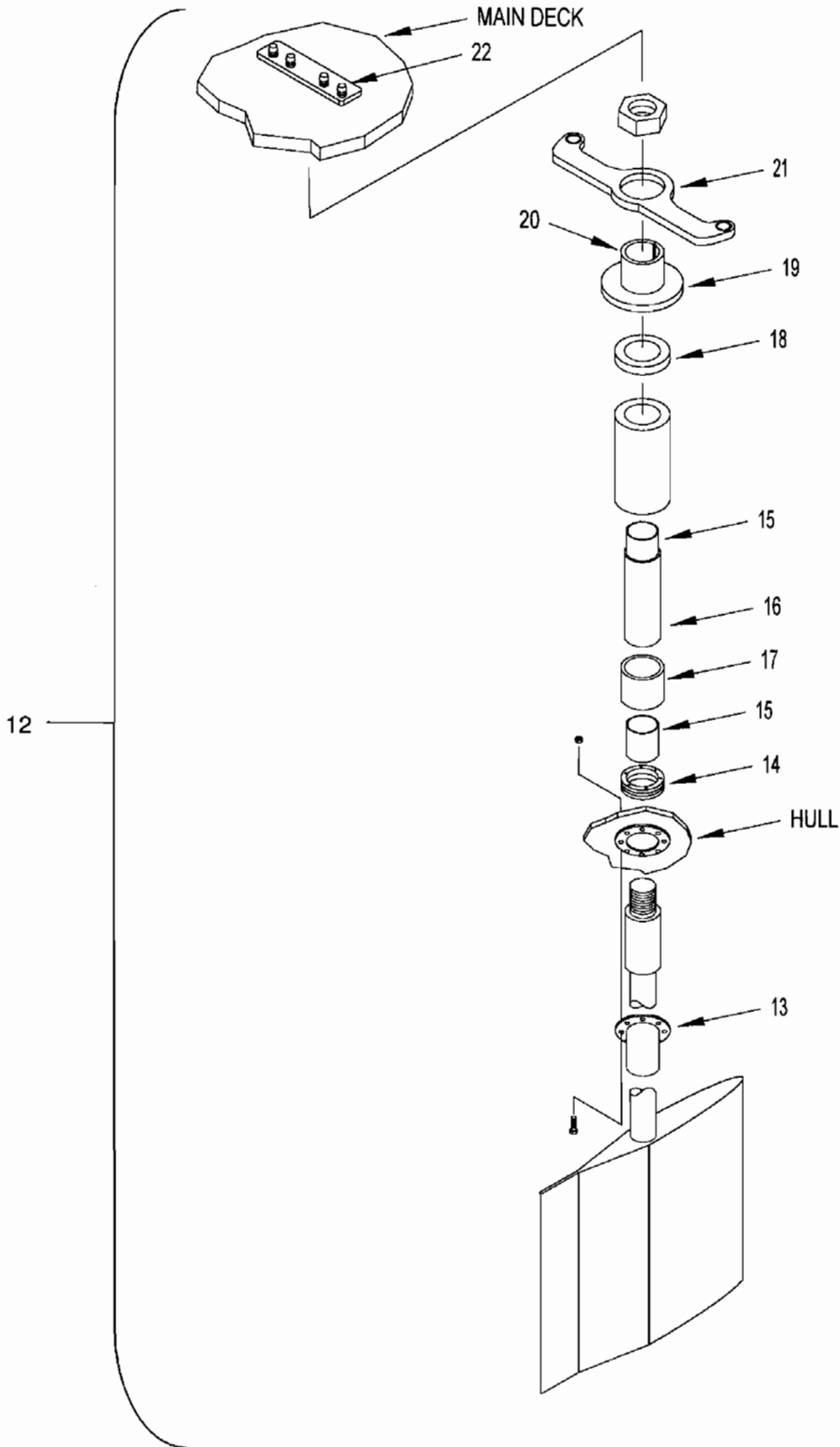
* Reference TM55-1925-248-14&P

Section II. Repair Parts List



(Steering Rudder)
Figure 96. Rudders, (Sheet 1 of 2)

Section II. Repair Parts List



(Flanking Rudder)
Figure 96. Rudders, (Sheet 2 of 2)

TM55-1925-236-24P

Section II. Repair Parts List

**GROUP 1705 RUDDERS
FIGURE 96**

(1) ITEM	(2) SMR	(3) CAGEC	(4) PARTNUM	(5) DESCRIPTION AND UOC	(6) QA
	XCCHH	79051	ST 95-562-01	-RUDDERS	FPU 1
1	PBCHH	79051	ST95-562-01 SHT 2	--RUDDERS,STEERING	FPU 2
2	XDHZZ	79051	ST95-562-01-2 ITEM 27	---RING, RETAINING	FPU 1
3	XDHZZ	79051	ST95-562-01-2 ITEM 47	---GASKET	FPU 1
4	XDHZZ	79051	ST95-562-01-2 ITEM 43	---BEARING,NYLON	FPU 2
5	XDHZZ	79051	ST95-562-01-2 ITEM 7	---TUBING, RUBBER	FPU 1
6	XDHZZ	79051	ST95-562-01-2 ITEM 57	---TUBING,MECH,MN RUD	FPU 1
7	XDHZZ	79051	ST95-562-01-2 ITEM 20	---BUSHING,MAIN RUDDER	FPU 1
8	XDHZZ	79051	ST95-562-01-2 ITEM 18	---BUSHING	FPU 1
9	XDHZZ	79051	ST95-562-01-2 ITEM 9	---HUB, MAIN RUDDER	FPU 1
10	XDHZZ	79051	ST95-562-01-2 ITEM 13	---ARM, MAIN RUDDER	FPU 1
11	PACZZ	79051	ST95-562-01-1 ITEM 51	---ZERTS,GREASE 1/8"	FPU 4
12	PBCHH	79051	ST95-562-01 SHT 1	--RUDDERS,FLANKING	FPU 2
13	XDHZZ	79051	ST95-562-01-1 ITEM 28	---RING, RETAINING	FPU 1
14	XDHZZ	79051	ST95-562-01-1 ITEM 48	---GASKET	FPU 1
15	XDHZZ	79051	ST95-562-01-1 ITEM 44	---BEARING,NYLON	FPU 2
16	XDHZZ	79051	ST95-562-01-1 ITEM 8	---TUBING, RUBBER	FPU 1
17	XDHZZ	79051	ST95-562-01-1 ITEM 55	---TUBING,MECH,FLK RUD	FPU 1
18	XDHZZ	79051	ST95-562-01-1 ITEM 21	---BUSHING, FLK RUDDER	FPU 1
19	XDHZZ	79051	ST95-562-01-1 ITEM 19	---BUSHING	FPU 1
20	XDHZZ	79051	ST95-562-01-1 ITEM 10	---HUB, FLANK RUDDER	FPU 1
21	XDHZZ	79051	ST95-562-01-1 ITEM 14	---ARM, FLANK RUDDER	FPU 1
22	PACZZ	79051	ST95-562-01-1 ITEM 51	---ZERTS,GREASE 1/8"	FPU 4
				-END OF FIGURE	

Section II. Repair Parts List

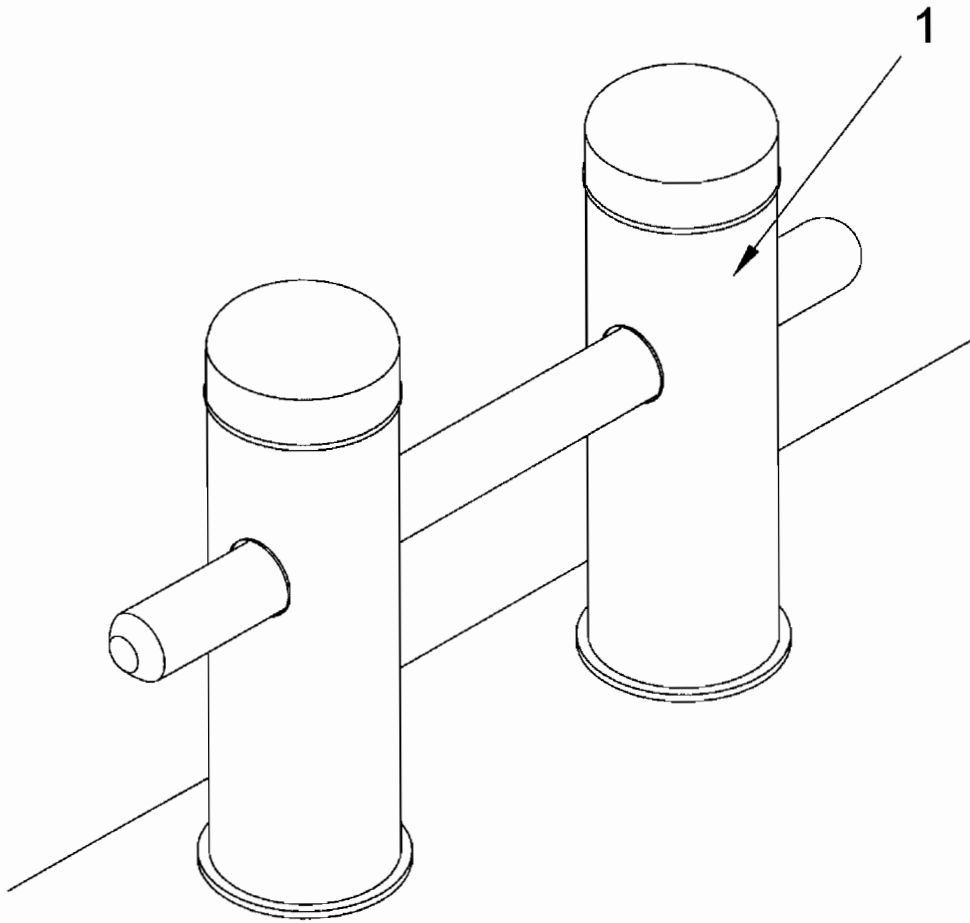
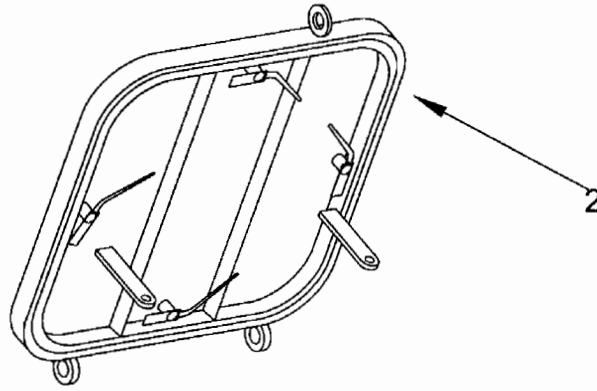
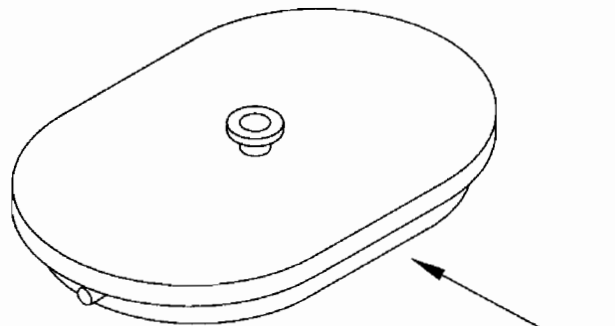


Figure 97. Deck Fittings (Sheet 1 of 4)

Section II. Repair Parts List



FORWARD DECK HATCH



FORWARD HATCH

Section II. Repair Parts List

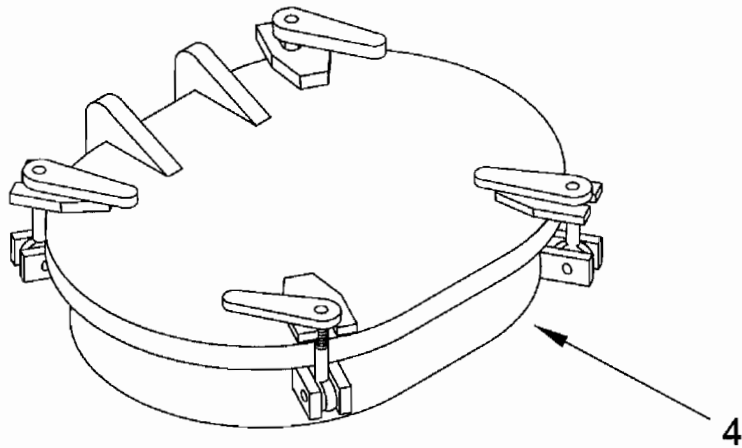
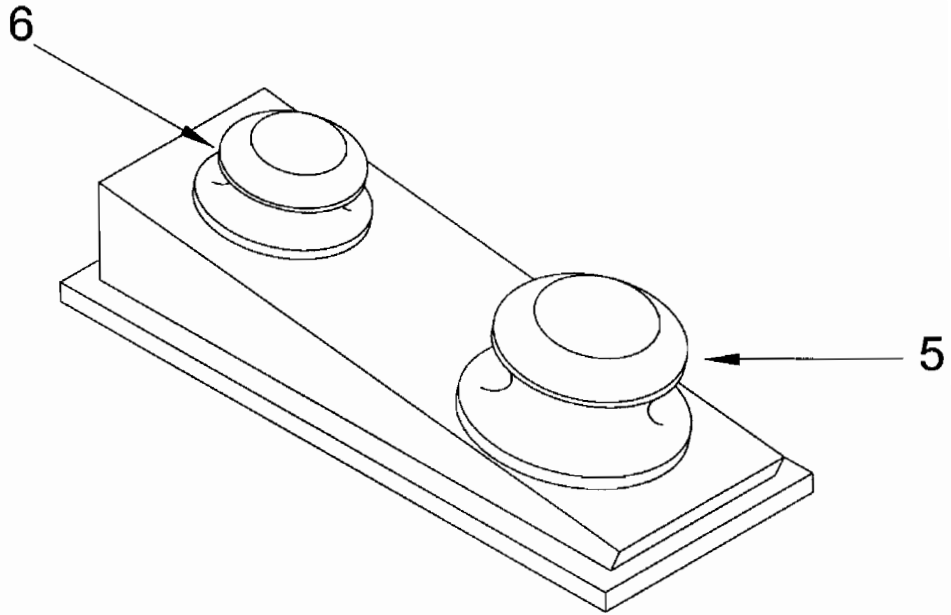


Figure 97. Deck Fittings (Sheet 3 of 4)

Section II. Repair Parts List

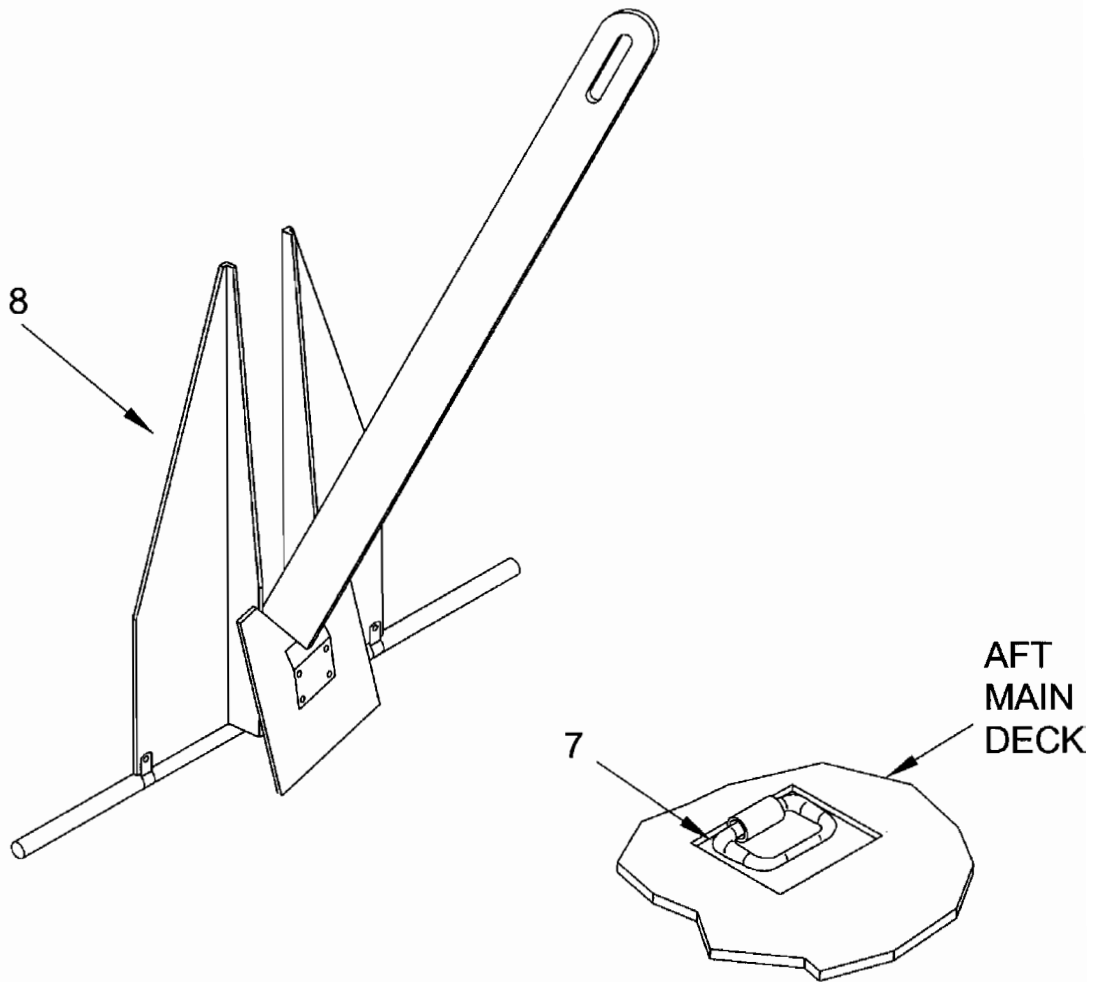


Figure 97. Deck Fittings (Sheet 4 of 4)

TM55-1925-236-14&P

Section II. Repair Parts List

**GROUP 18 DECK FITTINGS
FIGURE 97**

(1) ITEM NUM	(2) SMR	(3) CAGEC	(4) PARTNUM	(5) DESCRIPTION AND UOC		(6) QA
	XDCFF	79051	ST-95-611-01	DECK FITTINGS	FPU	1
1	XDCZZ	79051	ST95-611-01-1 ITEM 1	-TOWING PADEYE	FPU	1
2	XDCZZ	8G706	201 24" X 24"	-HATCH,WATERTIGHT	FPU	1
3	XDCZZ	8G706	212 24" X 18"	-FLUSH,WATERTIGHT	FPU	1
4	XDCZZ	76611	DF-464-5 24" X 18"	-HATCH,RAISED WTRPRF	FPU	1
5	XDCZZ	0GJW2	DF-512	-CHOCK,ROLLER BUTTON	FPU	2
6	XDCZZ	0GJW2	DF-185	-CHOCK,BUTTON	FPU	2
7	XDCZZ	76611	F654-1-2	-D-RING	FPU	1
8	XDCZZ	0JU33	FX-125	-ANCHOR,MARINE FLUKE	FPU	1
				-END OF FIGURE		

TM55-1925-236-14&P

Section II. Repair Parts List

**GROUP 1801 CAPSTAN, AFT
FIGURE 98 (N/A)**

(1) ITEM NUM	(2) SMR	(3) CAGEC	(4) PARTNUM	(5) DESCRIPTION AND UOC		(6) QA
*	XDCFF	67121	MCR-18-10EN 6"LINE	-CAPSTAN,AFT	FPU	1
				-END OF FIGURE		

* Reference TM55-1925-256-14&P

TM55-1925-236-14&P

Section II. Repair Parts List

**GROUP 180101 MOTOR, ELECTRIC
FIGURE 99 (N/A)**

(1) ITEM NUM	(2) SMR	(3) CAGEC	(4) PARTNUM	(5) DESCRIPTION AND UOC	(6) QA
*	XDCFF	4Z609	K9082VF-132M/4 10HP	--MOTOR,ELECTRIC -END OF FIGURE	FPU 1

* Reference TM55-1925-256-14&P

TM55-1925-236-14&P

Section II. Repair Parts List

**GROUP 1802 CAPSTAN, FORWARD
FIGURE 100 (N/A)**

(1) ITEM NUM	(2) SMR	(3) CAGEC	(4) PARTNUM	(5) DESCRIPTION AND UOC	(6) QA
*	XDCFF	67121	MCR-12-3EN 4" LINE	-CAPSTAN FWD FPU	1
				-END OF FIGURE	

* Reference TM55-1925-256-14&P

TM55-1925-236-14&P

Section II. Repair Parts List

**GROUP 180201 MOTOR, ELECTRIC
FIGURE 101 (N/A)**

(1) ITEM NUM	(2) SMR	(3) CAGEC	(4) PARTNUM	(5) DESCRIPTION AND UOC	(6) QA
*	XDCFF	4Z609	100L/4	--MOTOR,ELECTRIC FPU -END OF FIGURE	1

* Reference TM55-1925-256-14&P

TM55-1925-236-14&P

Section II. Repair Parts List

**GROUP 1803 WINCH, 20 TON
FIGURE 102 (N/A)**

(1) ITEM NUM	(2) SMR	(3) CAGEC	(4) PARTNUM	(5) DESCRIPTION AND UOC	(6) QA	
*	XDCFF	76611	DFK-156-20-7-HE-FW	-WINCH,20 TON	FPU	2
				-END OF FIGURE		

* Reference TM55-1925-256-14&P

Section II. Repair Parts List

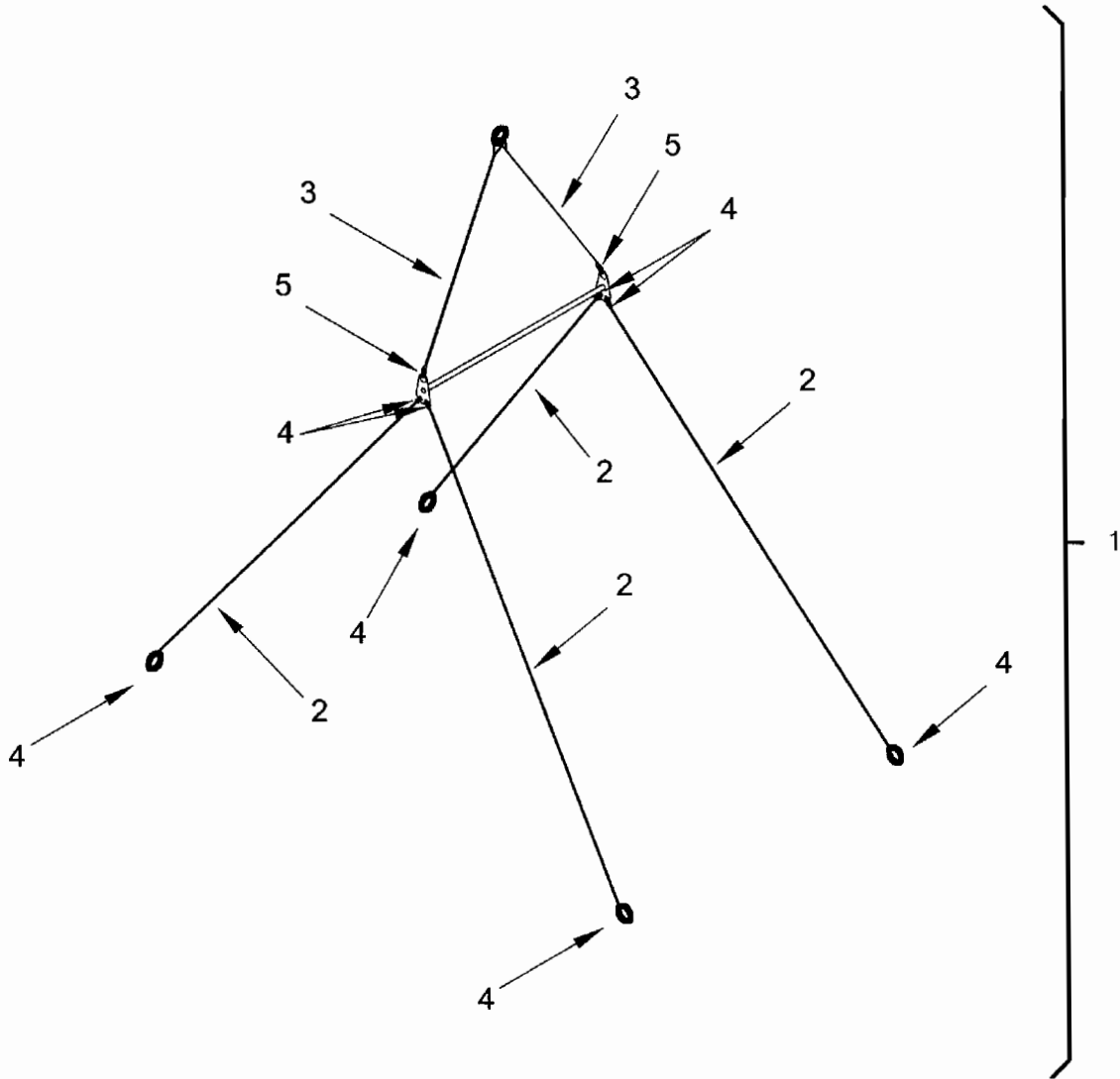


Figure 103. Deck Fittings, Single Point Hoist Arrangement

TM55-1925-236-14&P

Section II. Repair Parts List

GROUP 1804 SINGLE POINT HOIST ARRANGEMENT
FIGURE 103

(1) ITEM NUM	(2) SMR	(3) CAGEC	(4) PARTNUM	(5) DESCRIPTION AND UOC		(6) QA
1	XDCFF	79051	ST-95-690-01	-SGL PT HST ARR	FPU	1
2	XDCZZ	79051	ST-95-690-01 ITEM F6	--SLING	FPU	4
3	XDCZZ	79051	ST-95-690-01 ITEM F7	--SLING	FPU	2
4	XDCZZ	0B7Y9	1019677	--ANCHOR SHACKLE, 35T	FPU	8
5	XDCZZ	0B7Y9	1019711	--ANCHOR SHACKLE, 85T	FPU	2
				-END OF FIGURE		

TM55-1925-236-14&P

Section II. Repair Parts List

**GROUP 1901 REFRIGERATOR/FREEZER
FIGURE 104 (N/A)**

(1) ITEM NUM	(2) SMR	(3) CAGEC	(4) PARTNUM	(5) DESCRIPTION AND UOC		(6) QA
	XCCFF	79051	ST-95-600-01-1	COMMISSARY SPACES	FPU	1
*	XDCFF	66682	R6F3-2M-ADS 115V	-REFR/FREEZER	FPU	1
				-END OF FIGURE		

* Reference TM55-1925-257-14&P

TM55-1925-236-14&P

Section II. Repair Parts List

**GROUP 1902 MICROWAVE
FIGURE 105 (N/A)**

(1) ITEM NUM	(2) SMR	(3) CAGEC	(4) PARTNUM	(5) DESCRIPTION AND UOC	(6) QA
*	XDFZZ	01716	RFS11MP2 1100WATT	-MICROWAVE FPU	1
				-END OF FIGURE	

* Reference TM55-1925-257-14&P

TM55-1925-236-14&P

Section III. Special Tools List

**GROUP 2001 MAIN ENGINE SPECIAL TOOLS
FIGURE 106 (N/A)**

(1) ITEM NUM	(2) SMR	(3) CAGEC	(4) PARTNUM	(5) DESCRIPTION AND UOC		(6) QA
	XCCCC	79051	SPECIAL TOOLS	SPECIAL TOOLS	FPU	1
*	XCCCC	15434	MAIN ENGINE SPECIAL TOOLS	-SPECIAL TOOLS, ME	FPU	1
				-END OF FIGURE		

* Reference TM55-1925-250-14&P

Section III. Special Tools List

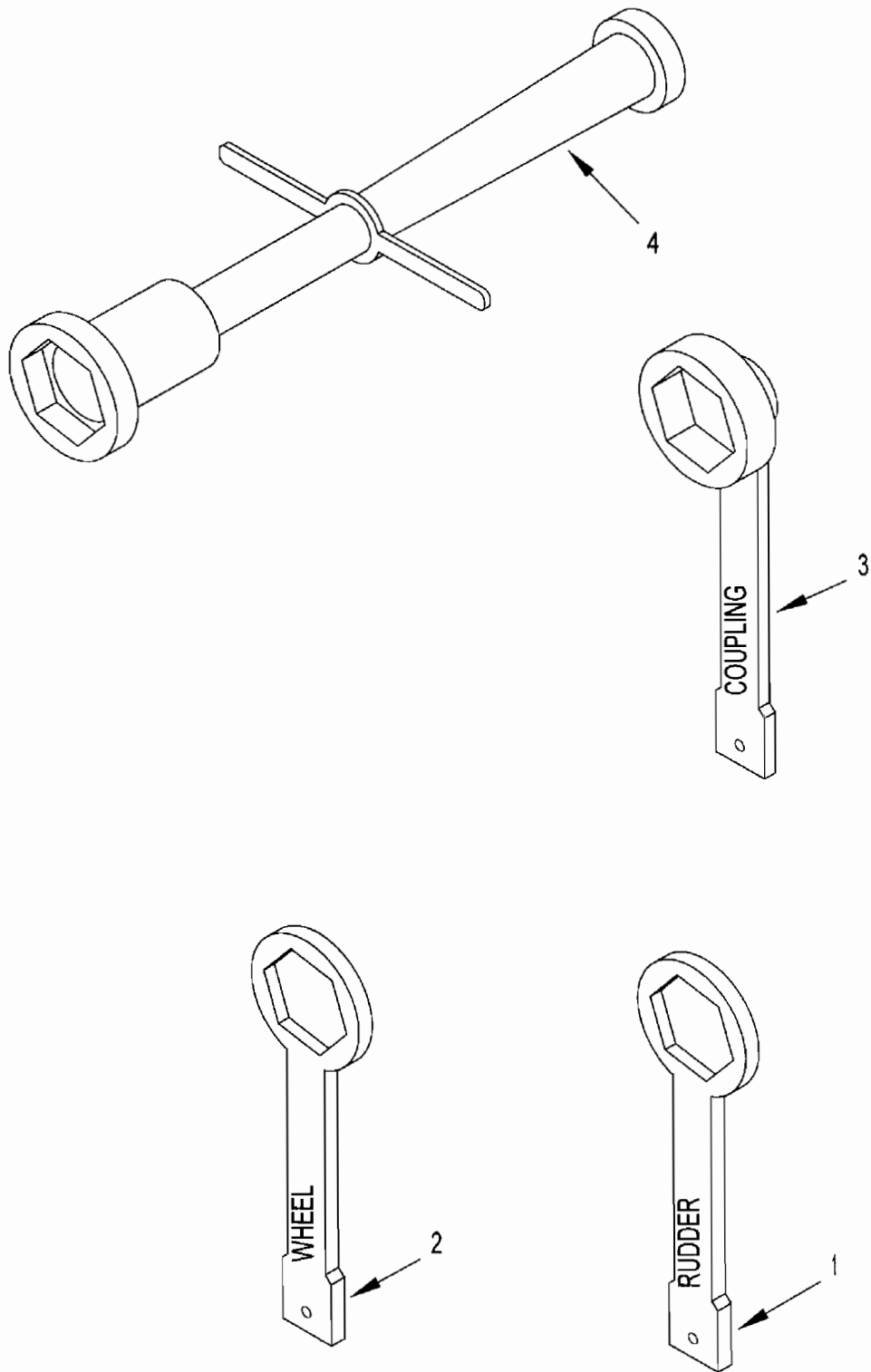


Figure 107. Hull Special Tools

TM55-1925-236-14&P

Section III. Special Tools List

**GROUP 2002 HULL SPECIAL TOOLS
FIGURE 107**

(1) ITEM NUM	(2) SMR	(3) CAGEC	(4) PARTNUM	(5) DESCRIPTION AND UOC	(6) QA
	XCHHH	79501	HULL SPECIAL TOOLS	-HULL SPECIAL TOOLS FPU	1
1	XDHZZ	79051	ST95-600-01-1-3	--RUDDER NUT WRENCH FPU	1
2	XDHZZ	79051	ST95-600-01-1-2	--PROPELLER NUT WRENCH FPU	1
3	XDHZZ	79051	ST95-600-01-1-1	--SHAFT COUPLING NUT WRENCH FPU	1
4	XDHZZ	79051	ST95-600-01-1-4	--FERNSTRUM COOLER NUT WRENCH FPU	1
				-END OF FIGURE	

Section IV. National Stock Number Index

NSN	FIGNUM	ITEMNUM	PART	CAGE
	50		01-32-WJ4	80352
	54	4	02464 1 1/2" W/1/2" ORIFICE	79051
	71	8	08514	62321
	71	5	09589	62321
	71	7	09745	62321
	101		100L/4	4Z609
	103	4	1019677	0B7Y9
	103	5	1019711	0B7Y9
	5	2	104 LH 30" X 60"	0GJ58
	3	1	104 LH 36" X 60"	0GJ58
	4	1	104 RH 24" X 60"	0GJ58
	5	3	104 RH 30" X 50"	0GJ58
	5	1	104 RH 30" X 60"	0GJ58
	3	2	104 RH 36" X 60"	0GJ58
	26	2	11017	64189
	76	1	11076-29	05644
	1	1	1113-0301 LHR 24" X 72"	64747
	2	1	1113-0301 RHR 24" X 72"	64747
	68	6	1214A	98396
	74	1	1258 1/2"	59309
	52	10	1258 1-1/2"	59309
	52	5	1258 2"	59309
	52	6	1258 3/4"	59309
	59	6	125F-B 1"	17252
	59	1	125F-B 2"	17252
	68	5	1274S	98396
	68	2	1545A 1/4"	98396
	59	2	165F-B 3"	17252
	68	4	1674	98396
	61	10	1696-049-90	16327
	59	3	16A 3700GPM,24V	50068
	61	20	1712-020-00	16327
	61	7	1715-002-00	16327
	61	16	1719-000-00 1/4-20 X 3/4"	16327
	69	1	171N 1"	0E9K9
	74	2	171N 1"	0E9K9
	80	1	171N 1"	0E9K9
	84	2	171N 1"	0E9K9
	74	3	171N 1/2"	0E9K9
	52	7	171N 1/4"	0E9K9
	60	3	171N 1-1/2"	0E9K9
	69	2	171N 1-1/2"	0E9K9
	52	2	171N 2"	0E9K9
	52	9	171N 3"	0E9K9
	69	3	171N 3/4"	0E9K9
	67	2	1744C 3/4"	98396
	61	5	1755-001-00	16327
	61	17	1768-000-00 1/8"	16327
	61	13	1784-003-00	16327
	61	19	1788-000-00	16327

Section IV. National Stock Number Index

NSN	FIGNUM	ITEMNUM	PART	CAGE
	11	2	1788IR-500 5"	79051
	61	4	1793-008-00 3/8"	16327
	61	9	1806-044-90	16327
	68	3	1818	98396
	67	6	1885	98396
	68	8	1885	98396
	67	7	1891	98396
	68	7	1891	98396
	38	1	1891I	95405
	67	8	1894A	98396
	67	4	1915	98396
	74	8	2"	79051
	8	4	201 24" X 24"	0GJ58
	97	2	201 24" X 24"	8G706
	75	4	33209	79396
	61	14	2105-010-00	16327
	61	6	2105-017-01	16327
	61	15	2105-018-01	16327
	61	11	2105-019-01 0.75HP	16327
	61	8	2105-023-00	16327
	61	12	2105-037-00	16327
	61	18	2105-042-00	16327
	97	3	212 24" X 18"	8G706
	55	14	213JM M323/213TTDW 7022MOD	93232
	57	3	22150-A	96046
	34	1	2592B-125	95405
	18	2	262601	0F6M5
	69	17	2657K12	2V507
	12		2707	10055
	71	16	27756	62321
	71	2	27806 1HP	62321
	67	3	2872	98396
	67	5	28745	98396
	77	1	2AM12 2HP	58923
	61	1	2P375 208-220/440	16327
	65		302573	0F6M5
	73		302573	0F6M5
	83		302573	0F6M5
	15	1	3025E SERIES 3"	29573
	14	1	3025E SERIES 6"	29573
	56	5	30312 2P	21574
	8	2	307 15 X 23	0GJ58
	76	7	31784-32	15472
	54	5	3282K616 1/2"	2V507
	71	6	34340	62321
	18	10	366-H	23657
	59	4	37 24V	50068
	60	5	3700K13 1/2"V, 5/8"GLASS	2V507
	74	6	3713K3	2V507
	82	1	3713K3	2V507
	84	1	3713K3	99197

Section IV. National Stock Number Index

NSN	FIGNUM	ITEMNUM	PART	CAGE
	71	9	3787	62321
	74	7	3848K4	2V507
	54	3	3848K4 0-160 PSI	2V507
	69	16	384K4	2V507
	61	3	3890-032-09	16327
	9		39"H X 40"W	0BK85
	61	2	3N724 3/4HP, 3PH	16327
	56	9	3SB02-PFR01 (RED)	66842
	58	6	3SB02-PFR01 (RED)	66842
	62	6	3SB02-PFR01 (RED)	66842
	78	4	3SB02-PFR01 (RED)	66842
	8	3	401 18"	0GJ58
	38	3	4354I	95405
	54	1	44AP5 1 1/2" I.D. X 50'	79051
	71	14	4707-K	62321
	79	1	47095K96 1 1/2"	2V507
	69	12	4728K12 3/4"	2V507
	69	7	47685K14	2V507
	69	11	4791K42	2V507
	69	6	4X563	0BAC1
	11	3	5" X 6 - 3/4" CODE EARTH	0BY54
	66	5	5285K57 4" X 12"	79051
	69	14	52915K11	2V507
	66	6	5296K42 2" X 6"	79051
	43	4	5320	3B100
	43	1	5335-0	95405
	43	3	5352I	3B100
	69	13	54235K58	2V507
	66	7	54235K59 2"	79051
	66	8	54235K67 4"	79051
	16		55MCGGA	44940
	11	1	58.5" DIA X 59" PITCH (4LH)	0GTL8
	11	1	58.5" DIA X 59" PITCH (4RH)	0GTL8
	76	10	64092-35	15472
	76	12	67363-04	15472
	17		6B59G1	15434
	70		6E733	17702
	36	3	701 (BLUE) 150WATT	95405
	36	1	702 (CLEAR) 150WATT	95405
	36	2	702 (RED) 150WATT	95405
	34	3	706B	95405
	34	2	707B	95405
	71	3	74929	62321
	75	1	75/900MAX	55752
	18		760	10055
	84	3	821069 3/4"	79051
	37	3	861A	95405
	71	10	8746	62321
	71	11	8747	62321
	71	12	8988	62321
	48		8M05-ALARM	37958

Section IV. National Stock Number Index

NSN	FIGNUM	ITEMNUM	PART	CAGE
	47		8M05-INTERCOM	37958
	46		8M05-LOUDHAILER	37958
	45		93-24405E-A	7M258
	55	15	95935100-M3112	93232
	55	5	95940701-M3470	93232
	85		96504A 115VAC	0TW02
	59	5	9679K32 1 1/2"	2V507
	71	4	97037	62321
	27		97186	0XMT9
	92	1	97216	0XMT9
	56	1	97218 10HP,40V,3PH,60HZ	0XMT9
	62	1	97219	0XMT9
	58	1	97219 5HP 460V 3PH 60HZ	0XMT9
	72	1	97220 1HP	0XMT9
	71	13	9743	62321
	71	15	9744	62321
	18	1	97-69-0340	03479
	15	3	9800 3"	79051
	14	4	9800 6"	79051
	14	3	9800 8"	79051
	55	2	98091175-M3428	93232
	76	3	98800-04	15472
	57	2	9912-B	96046
	69	15	99M50-CS	48487
	91		A0009U 5HP	0F6M5
	94		A0050B	0F6M5
	95		A0050Z	0F6M5
	18		A0051N	0F6M5
	93		A0051N	0F6M5
	59		A0152H	0F6M5
	18		A1057A	0F6M5
	52	11	B120 3/4"	59309
	52	8	B322 1"	59309
	69	4	B322 1"	59309
	69	5	B322 1-1/2"	59309
	68	1	B878B	98396
	87		BA-1\MA-1\BA-100	58177
	30	2	BAB1015V	1H720
	31	2	BAB1015V	1H720
	30	3	BAB1020V	1H720
	31	3	BAB1020V	1H720
	31	6	BAB1040V	1H720
	30	5	BAB3060V	1H720
	86	1	BRF-210A	0TW70
	32	2	CH115V	1H720
	32	3	CH120V	1H720
	18		CH12431	10055
	18	7	CL9001-KR9R	51918
	25		CMP R1TYB500 5"	50967
	77	5	D1-1759	58923
	67	1	D2078U	98396

Section IV. National Stock Number Index

NSN	FIGNUM	ITEMNUM	PART	CAGE
	77	3	D2-1431	58923
	77	4	D6-646	58923
	55	1	D824 2.5" X 1.5" X 6 10HP	93232
	97	6	DF-185	0GJW2
	97	4	DF-464-5 24" X 18"	76611
	97	5	DF-512	0GJW2
	8	1	DF-565-18 18" X 24"	0GJ58
	102		DFK-156-20-7-HE-FW	76611
	19		DSC 500	0WF67
	18		EPH5202X	01KG6
	18	4	ES-1	62028
	39	2	F20T12CW	95405
	41	2	F20T12CW	95405
	97	7	F654-1-2	76611
	37	2	F8T5	3B100
	81		FF9516-01 3/4HP	00624
	37	1	FM28	3B100
	39	1	FPS320 20WATT	95405
	40	1	FPS340 40WATT	95405
	77	13	G49-037275	58923
	77	14	G49-037375	58923
	77	15	G49-037500	58923
	36	6	GKT6089-30.75 300-500W	95405
	71	1	HJS1003	62321
	107		HULL SPECIAL TOOLS	79051
	36	5	INX2149	95405
	36	7	INX3521	95405
	99		K9082VF-132M/4 10HP	4Z609
	9		KTA19-M3	15434
	69	10	M-100S	51571
	50		MAHU-060	20794
	106		MAIN ENGINE SPECIAL TOOLS	15434
	100		MCR-12-3EN 4" LINE	67121
	98		MCR-18-10EN 6"LINE	67121
	10		MG5202	61208
	55	3	MOD-D-824 ITEM 1	93232
	55	4	MOD-D-824 ITEM 14	93232
	55	11	MOD-D-824 ITEM 212	93232
	55	6	MOD-D-824 ITEM 32	93232
	55	7	MOD-D-824 ITEM 40	93232
	55	8	MOD-D-824 ITEM 46	93232
	55	9	MOD-D-824 ITEM 65	93232
	55	13	MOD-D-824 ITEM 7	93232
	55	12	MOD-D-824 ITEM 773	93232
	55	10	MOD-D-824 ITEM 80	93232
	64		MODEL UR	23989
	63		MODEL WB	23989
	69	18	MPD-96 42GAL	42223
	15	2	MSA2 3"	4H017
	14	2	MSA2 8"	4H017
	77	9	N24-154	58923

Section IV. National Stock Number Index

NSN	FIGNUM	ITEMNUM	PART	CAGE
	77	2	P1-552	58923
	56	8	P22LPS03	66842
	58	5	P22LPS03	66842
	62	5	P22LPS03	66842
	78	5	P22LPS03	66842
	56	10	P22LPS04	66842
	58	7	P22LPS04	66842
	62	7	P22LPS04	66842
	78	6	P22LPS04	66842
	72	8	P22LPS80	0ACF4
	30	7	QBGF1020V	1H720
	31	7	QBGF1020V	1H720
	36	4	QS1605 120VAC,500W	95405
	25		R1TMC200F	50967
	104		R6F3-2M-ADS 115V	66682
	105		RFS11MP2 1100WATT	01716
	75	9	RK11734	55752
	75	11	RK19476	55752
	75	6	RK21069	55752
	92	7	RR2KP-U-120VAC	66842
	54	2	S1	66251
	92	5	SBS-5	71424
	72	3	SFH21	0ACF4
	58	3	SFH37	66842
	62	3	SFH37	66842
	56	3	SFH44	66842
	92	8	SR3P-06	66842
	16		ST 95-310-01	79051
	11		ST-95-243-01	79051
	11	5	ST95-243-01 ITEM 1	79051
	11	4	ST95-243-01 ITEM 6	61208
	15		ST95-259-01 GENERATOR	79051
	14		ST95-259-01 MAIN	79051
	27		ST-95-310-01	0XMT9
	28	1	ST-95-320-01 SHT 2 ITEM DP1	0XMT9
	29	1	ST-95-320-01 SHT 2 ITEM DP2	0XMT9
	33	1	ST-95-320-01 SHT 2 ITEM DP6	0XMT9
	30	1	ST-95-320-01 SHT 3 ITEM DP3	0XMT9
	31	1	ST-95-320-01 SHT 3 ITEM DP4	0XMT9
	32	1	ST-95-320-01 SHT 3 ITEM DP5	0XMT9
	51		ST-95-514-01 (AC)	7Y381
	49		ST-95-514-01 (HEAT)	7Y381
	60	4	ST95-528-01-1 ITEM F7	79051
	60	1	ST95-528-01-1 ITEM V1	79051
	53	1	ST-95-529-01-1 ITEM F20	79051
	53	2	ST-95-529-01-1 ITEM F21	79051
	53	3	ST-95-529-01-1 ITEM F29	79051
	57	13	9906	96046
	66	3	ST95-532-01-1 ITEM F18	79051
	66	1	ST95-532-01-1 ITEM F20	79051
	66	2	ST95-532-01-1 ITEM F22	79051

Section IV. National Stock Number Index

NSN	FIGNUM	ITEMNUM	PART	CAGE
	66	4	ST95-532-01-1 ITEM F24	79051
	69	8	ST95-533-01-1 ITEM M9	79051
	69	9	ST95-533-01-1 ITEM V-7	79051
	74	4	ST-95-541-01-1 ITEM M3	79051
	74	5	ST-95-541-01-1 ITEM M4	79051
	88		ST-95-555-01	2F010
	89		ST-95-555-02	2F010
	90		ST-95-562-01	79051
	96	12	ST95-562-01 SHT 1	79051
	96	1	ST95-562-01 SHT 2	79051
	96	20	ST95-562-01-1 ITEM 10	79051
	96	21	ST95-562-01-1 ITEM 14	79051
	96	19	ST95-562-01-1 ITEM 19	79051
	96	18	ST95-562-01-1 ITEM 21	79051
	96	13	ST95-562-01-1 ITEM 28	79051
	96	15	ST95-562-01-1 ITEM 44	79051
	96	14	ST95-562-01-1 ITEM 48	79051
	96	11	ST95-562-01-1 ITEM 51	79051
	96	22	ST95-562-01-1 ITEM 51	79051
	96	17	ST95-562-01-1 ITEM 55	79051
	96	16	ST95-562-01-1 ITEM 8	79051
	96	10	ST95-562-01-2 ITEM 13	79051
	96	8	ST95-562-01-2 ITEM 18	79051
	96	7	ST95-562-01-2 ITEM 20	79051
	96	2	ST95-562-01-2 ITEM 27	79051
	96	4	ST95-562-01-2 ITEM 43	79051
	96	3	ST95-562-01-2 ITEM 47	79051
	96	6	ST95-562-01-2 ITEM 57	79051
	96	5	ST95-562-01-2 ITEM 7	79051
	96	9	ST95-562-01-2 ITEM 9	79051
	107	3	ST95-600-01-1-1	79051
	107	2	ST95-600-01-1-2	79051
	107	1	ST95-600-01-1-3	79051
	107	4	ST95-600-01-1-4	79051
	18		ST-95-600-04	79051
	18	8	ST95-600-04 ITEM 26	79051
	26		ST-95-600-05	79051
	97	1	ST95-611-01-1 ITEM 1	79051
	7	1	ST95-624-01-2 ITEM W1	21204
	7	2	ST95-624-01-2 ITEM W2	21204
	7	3	ST95-624-01-2 ITEM W5	21204
	7	4	ST95-624-01-2 ITEM W6	0BK85
	7	5	ST95-624-01-2 ITEM W7	21204
	7	6	ST95-624-01-2 ITEM W8	21204
	103	1	ST-95-690-01	79051
	103	3	ST-95-690-01 ITEM F7	79051
	103	2	ST-95-690-1 ITEM F6	79051
	78	1	SXLB2480 2HP	0XMT9
	56	2	SXLC2120	66842
	13	1	TYPE 37 59"	9V944
	54	6	VT350 2 1/2"	79051

Section IV. National Stock Number Index

NSN	FIGNUM	ITEMNUM	PART	CAGE
	38	2	WLRA1	3B100
	18	3	XAL B371	51918
5330-00-008-9183	57	9	9911	96046
5330-00-008-9184	57	11	9916	96046
5330-00-008-9185	57	8	9933	96046
5925-00-083-6042	28	2	EHD3015V	1H720
5925-00-083-6042	29	2	EHD3015V	1H720
5925-00-083-6042	33	2	EHD3015V	1H720
5925-00-083-6045	29	3	EHD3020V	1H720
5925-00-083-6045	29	3	EHD3020V	1H720
6240-00-152-2987	40	2	F40CW	95405
6240-00-152-2987	42	2	F40CW	95405
4320-00-166-9849	57	10	9915	96046
6350-00-256-9061	26	1	FIG 159-008-PL8	46576
5365-00-378-2662	76	8	25869-00	15472
2940-00-411-9931	76	13	22118-34	15472
4330-00-414-6286	76	2	22183-03	15472
4330-00-448-7511	76	4	22114-05	15472
4210-00-473-5975	18	6	871403	0KDP7
5940-00-549-8148	92	9	12-141	71785
5325-00-608-9393	77	7	G41-148	58923
5315-00-619-4144	77	6	D30-32	58923
5930-00-650-3832	18	5	10250T101	88869
5940-00-752-0372	56	11	6-141	71785
5940-00-752-0372	72	9	6-141	71785
4820-00-810-4250	52	1	B120 2"	59309
5315-00-855-7959	77	11	D48-21	58923
5325-00-871-4387	77	10	G41-43	58923
5330-00-873-6746	77	8	D11-257	58923
4720-00-882-1379	53	4	2661-16 1" X 4" LG	01276
5330-00-882-1398	76	5	22120-31	15472
5985-00-974-5834	18	9	396-1	23657
2040-01-031-2069	7	7	CC7139	21204
5330-01-046-1990	75	3	11007	55752
5330-01-052-9010	75	5	RK11028B	55752
5925-01-073-5772	31	4	BAB2015V	1H720
5305-01-075-8191	57	5	1928	96046
5975-01-084-0987	38	4	WLRS1	3B100
5330-01-126-0864	76	11	98801-01	15472
5950-01-137-7837	72	4	B050BTZ13JK	30882
5950-01-137-7837	56	4	B050BTZ13JK 50VA 480/120V	30882
5925-01-144-9135	32	4	CH120GF	1H720
5330-01-147-6003	75	2	11350	55752
4330-01-154-1161	75	10	RK11037A	55752
4820-01-159-2833	52	4	B120 1"	59309
6110-01-164-3686	18	11	CC-6005	21204
6110-01-164-3686	18	11	CC-6005	21204
4320-01-169-9684	57	1	350G6-2-AB 2 X 2-1/2	96046
6210-01-197-0484	41	1	FPS220	95405
3040-01-199-7942	76	6	32754-32	15472
4330-01-200-9388	75	7	11040	55752

Section IV. National Stock Number Index

NSN	FIGNUM	ITEMNUM	PART	CAGE
6210-01-206-0971	42	1	FPS240	95405
5331-01-214-5090	75	8	RK11341	55752
4330-01-221-5691	76	14	23908-00	15472
5925-01-237-7301	30	6	QBGF1015V	1H720
4320-01-249-0525	57	12	22063	96046
5310-01-260-3220	57	7	22105	96046
5305-01-260-9111	57	6	1928-A	96046
4820-01-268-5997	52	3	B120 1 1/2"	59309
5305-01-269-1489	57	4	3289	96046
6230-01-270-3725	24		X9398-RF 500W	10741
6240-01-272-4028	35	2	F1018RV	95405
6230-01-272-4028	35	1	MC-253W	3B100
5925-01-273-0711	28	4	EHD3030V	1H720
5925-01-273-0711	29	4	EHD3030V	1H720
5925-01-273-0711	33	3	EHD3030V	1H720
5360-01-286-1638	77	19	G10-399	58923
5305-01-288-0069	77	17	D15-44	58923
5330-01-288-9115	77	20	G33-32	58923
4820-01-289-1466	77	18	D16-114	58923
5930-01-299-5564	37	4	INX3193	95405
4320-01-299-8485	77	12	N2-799	58923
4320-01-299-8486	77	16	N3-340	58923
5950-01-320-3927	92	3	B500BTZ13JK	30882
5985-01-329-7763	23	1	4242-MK1	23657
5365-01-336-7662	76	9	30094-32	15472
6240-01-340-4511	44	11	1129MA0	46576
6240-01-340-4512	44	5	1127RA0	46576
6240-01-340-4513	44	3	1128A00	46576
6240-01-340-4514	44	9	1129A00	46576
6240-01-340-4515	44	1	1130A00	46576
6240-01-340-4516	44	13	1130RA0	46576
6240-01-340-4517	44	7	1127GA0	46576
5930-01-341-4827	92	6	3SB02-3MKBX25	66842
5930-01-341-4827	72	7	3SB02-3MKBX25 3POSITION	66842
5930-01-341-4833	62	4	3SB02-PFG10 (GREEN)	66842
5930-01-341-4833	78	3	3SB02-PFG10 (GREEN)	66842
5930-01-341-4833	56	7	3SB02-PFG10 (GRN)	66842
5930-01-341-4833	58	4	3SB02-PFG10 (GRN)	66842
4140-01-347-8497	50		44-24-DK3	80352
2040-01-357-9112	97	8	FX-125	0JU33
5840-01-375-8725	20		R40XX	7H422
4820-01-379-2126	60	2	13322 1 1/2"	59309
6110-01-385-8432	43	2	571-A	95405
6240-01-385-9531	44	10	374-002 CLR	46576
6240-01-385-9531	44	12	374-002 CLR	46576
6240-01-385-9531	44	14	374-002 CLR	46576
6240-01-385-9531	44	2	374-002 CLR	46576
6240-01-385-9531	44	4	374-002 CLR	46576
6240-01-385-9531	44	6	374-002 CLR	46576
6240-01-385-9531	44	8	374-002 CLR	46576
5925-01-414-7694	30	4	BAB2020V	1H720

Section IV. National Stock Number Index

NSN	FIGNUM	ITEMNUM	PART	CAGE
5925-01-414-7694	31	5	BAB2020V	1H720
2090-01-425-5990	6	1	CC-6030	21204
5920-01-435-3862	72	6	SBS-3 3AMP	71424
6110-01-438-6661	92	2	SCNB24120UIJ FVNR	66842
6110-01-438-7925	58	2	SXLB2120	0ACF4
6110-01-438-7925	62	2	SXLB2120	0ACF4
6110-01-438-7925	72	2	SXLB2120	0ACF4
5920-01-439-0730	92	4	30312	71424
5920-01-439-0730	72	5	30312 2POLE	71424
5920-01-442-0588	56	6	SBS-3	21574
5999-01-451-9060	58	8	SFH28	66842
5999-01-451-9060	62	8	SFH28	66842
5999-01-451-9060	78	2	SFH28	66842

Section V. Part Number Index

CAGE	PART	NSN	FIGNUM	ITEMNUM
79051	02464 1 1/2" W/1/2" ORIFICE		54	4
62321	08514		71	8
62321	09589		71	5
62321	09745		71	7
80352	01-32-WJ4			
4Z609	100L/4		101	
0B7Y9	1019677		103	4
0B7Y9	1019711		103	5
88869	10250T101	5930-00-650-3832	18	5
0GJ58	104 LH 30" X 60"		5	2
0GJ58	104 LH 36" X 60"		3	1
0GJ58	104 RH 24" X 60"		4	1
0GJ58	104 RH 30" X 50"		5	3
0GJ58	104 RH 30" X 60"		5	1
0GJ58	104 RH 36" X 60"		3	2
55752	11007	5330-01-046-1990	75	3
64189	11017		26	2
55752	11040	4330-01-200-9388	75	7
05644	11076-29		76	1
64747	1113-0301 LHR 24" X 72"		1	1
64747	1113-0301 RHR 24" X 72"		2	1
46576	1127GA0	6240-01-340-4517	44	7
46576	1127RA0	6240-01-340-4512	44	5
46576	1128A00	6240-01-340-4513	44	3
46576	1129A00	6240-01-340-4514	44	9
46576	1129MA0	6240-01-340-4511	44	11
46576	1130A00	6240-01-340-4515	44	1
46576	1130RA0	6240-01-340-4516	44	13
55752	11350	5330-01-147-6003	75	2
71785	12-141	5940-00-549-8148	92	9
98396	1214A		68	6
59309	1258 1-1/2"		52	10
59309	1258 1/2"		74	1
59309	1258 2"		52	5
59309	1258 3/4"		52	6
17252	125F-B 1"		59	6
17252	125F-B 2"		59	1
98396	1274S		68	5
59309	13322 1 1/2"	4820-01-379-2126	60	2
98396	1545A 1/4"		68	2
17252	165F-B 3"		59	2
98396	1674		68	4
16327	1696-049-90		61	10
50068	16A 3700GPM,24V		59	3
16327	1712-020-00		61	20
16327	1715-002-00		61	7
16327	1719-000-00 1/4-20 X 3/4"		61	16
0E9K9	171N 1"		69	1
0E9K9	171N 1"		74	2
0E9K9	171N 1"		80	1
0E9K9	171N 1"		84	2

Section V. Part Number Index

CAGE	PART	NSN	FIGNUM	ITEMNUM
0E9K9	171N 1-1/2"		60	3
0E9K9	171N 1-1/2"		69	2
0E9K9	171N 1/2"		74	3
0E9K9	171N 1/4"		52	7
0E9K9	171N 2"		52	2
0E9K9	171N 3"		52	9
0E9K9	171N 3/4"		69	3
98396	1744C 3/4"		67	2
16327	1755-001-00		61	5
16327	1768-000-00 1/8"		61	17
16327	1784-003-00		61	13
16327	1788-000-00		61	19
79051	1788IR-500 5"		11	2
16327	1793-008-00 3/8"		61	4
16327	1806-044-90		61	9
98396	1818		68	3
98396	1885		67	6
98396	1885		68	8
98396	1891		67	7
98396	1891		68	7
95405	1891I		38	1
98396	1894A		67	8
98396	1915		67	4
96046	1928	5305-01-075-8191	57	5
96046	1928-A	5305-01-260-9111	57	6
79051	2"		74	8
0GJ58	201 24" X 24"		8	4
8G706	201 24" X 24"		97	2
79396	33209		75	4
16327	2105-010-00		61	14
16327	2105-017-01		61	6
16327	2105-018-01		61	15
16327	2105-019-01 0.75HP		61	11
16327	2105-023-00		61	8
16327	2105-037-00		61	12
16327	2105-042-00		61	18
8G706	212 24" X 18"		97	3
93232	213JM M323/213TTDW 7022MOD		55	14
96046	22063	4320-01-249-0525	57	12
96046	22105	5310-01-260-3220	57	7
15472	22114-05	4330-00-448-7511	76	4
15472	22118-34	2940-00-411-9931	76	13
15472	22120-31	5330-00-882-1398	76	5
96046	22150-A		57	3
15472	22183-03	4330-00-414-6286	76	2
15472	23908-00	4330-01-221-5691	76	14
15472	25869-00	5365-00-378-2662	76	8
95405	2592B-125		34	1
0F6M5	262601		18	2
2V507	2657K12		69	17
01276	2661-16 1" X 4" LG	4720-00-882-1379	53	4

Section V. Part Number Index

CAGE	PART	NSN	FIGNUM	ITEMNUM
10055	2707		12	
62321	27756		71	16
62321	27806 1HP		71	2
98396	2872		67	3
98396	28745		67	5
58923	2AM12 2HP		77	1
16327	2P375 208-220/440		61	1
15472	30094-32	5365-01-336-7662	76	9
0F6M5	302573		65	
0F6M5	302573		73	
0F6M5	302573		83	
29573	3025E SERIES 3"		15	1
29573	3025E SERIES 6"		14	1
71424	30312	5920-01-439-0730	92	4
21574	30312 2P		56	5
71424	30312 2POLE	5920-01-439-0730	72	5
0GJ58	307 15 X 23		8	2
15472	31784-32		76	7
15472	32754-32	3040-01-199-7942	76	6
2V507	3282K616 1/2"		54	5
96046	3289	5305-01-269-1489	57	4
62321	34340		71	6
96046	350G6-2-AB 2 X 2-1/2	4320-01-169-9684	57	1
23657	366-H		18	10
50068	37 24V		59	4
2V507	3700K13 1/2"V, 5/8"GLASS		60	5
2V507	3713K3		74	6
2V507	3713K3		82	1
99197	3713K3		84	1
46576	374-002 CLR	6240-01-385-9531	44	2
46576	374-002 CLR	6240-01-385-9531	44	14
46576	374-002 CLR	6240-01-385-9531	44	12
46576	374-002 CLR	6240-01-385-9531	44	10
46576	374-002 CLR	6240-01-385-9531	44	8
46576	374-002 CLR	6240-01-385-9531	44	6
46576	374-002 CLR	6240-01-385-9531	44	4
62321	3787		71	9
2V507	3848K4		74	7
2V507	3848K4 0-160 PSI		54	3
2V507	384K4		69	16
16327	3890-032-09		61	3
0BK85	39"H X 40"W		9	
23657	396-1	5985-00-974-5834	18	9
16327	3N724 3/4HP, 3PH		61	2
66842	3SB02-3MKBX25	5930-01-341-4827	92	6
66842	3SB02-3MKBX25 3POSITION	5930-01-341-4827	72	7
66842	3SB02-PFG10 (GREEN)	5930-01-341-4833	62	4
66842	3SB02-PFG10 (GREEN)	5930-01-341-4833	78	3
66842	3SB02-PFG10 (GRN)	5930-01-341-4833	56	7
66842	3SB02-PFG10 (GRN)	5930-01-341-4833	58	4
66842	3SB02-PFR01 (RED)		56	9

Section V. Part Number Index

CAGE	PART	NSN	FIGNUM	ITEMNUM
66842	3SB02-PFR01 (RED)		58	6
66842	3SB02-PFR01 (RED)		62	6
66842	3SB02-PFR01 (RED)		78	4
0GJ58	401 18"		8	3
23657	4242-MK1	5985-01-329-7763	23	1
95405	4354I		38	3
79051	44AP5 1 1/2" I.D. X 50'		54	1
80352	44-24-DK3	4140-01-347-8497		
62321	4707-K		71	14
2V507	47095K96 1 1/2"		79	1
2V507	4728K12 3/4"		69	12
2V507	47685K14		69	7
2V507	4791K42		69	11
0BAC1	4X563		69	6
0BY54	5" X 6 - 3/4" CODE EARTH		11	3
79051	5285K57 4" X 12"		66	5
2V507	52915K11		69	14
79051	5296K42 2" X 6"		66	6
3B100	5320		43	4
95405	5335-0		43	1
3B100	5352I		43	3
2V507	54235K58		69	13
79051	54235K59 2"		66	7
79051	54235K67 4"		66	8
44940	55MCGGA		16	
95405	571-A	6110-01-385-8432	43	2
0GTL8	58.5" DIA X 59" PITCH (4LH)		11	1
0GTL8	58.5" DIA X 59" PITCH (4RH)		11	1
71785	6-141	5940-00-752-0372	56	11
71785	6-141	5940-00-752-0372	72	9
15472	64092-35		76	10
15472	67363-04		76	12
15434	6B59G1		17	
17702	6E733		70	
95405	701 (BLUE) 150WATT		36	3
95405	702 (CLEAR) 150WATT		36	1
95405	702 (RED) 150WATT		36	2
95405	706B		34	3
95405	707B		34	2
62321	74929		71	3
55752	75/900MAX		75	1
10055	760		18	
79051	821069 3/4"		84	3
95405	861A		37	3
0KDP7	871403	4210-00-473-5975	18	6
62321	8746		71	10
62321	8747		71	11
62321	8988		71	12
37958	8M05-ALARM		48	
37958	8M05-INTERCOM		47	
37958	8M05-LOUDHAILER		46	

Section V. Part Number Index

CAGE	PART	NSN	FIGNUM	ITEMNUM
7M258	93-24405E-A		45	
93232	95935100-M3112		55	15
93232	95940701-M3470		55	5
0TW02	96504A 115VAC		85	
2V507	9679K32 1 1/2"		59	5
03479	97-69-0340		18	1
62321	97037		71	4
0XMT9	97186		27	
0XMT9	97216		92	1
0XMT9	97218 10HP,40V,3PH,60HZ		56	1
0XMT9	97219		62	1
0XMT9	97219 5HP 460V 3PH 60HZ		58	1
0XMT9	97220 1HP		72	1
62321	9743		71	13
62321	9744		71	15
79051	9800 3"		15	3
79051	9800 6"		14	4
79051	9800 8"		14	3
93232	98091175-M3428		55	2
15472	98800-04		76	3
15472	98801-01	5330-01-126-0864	76	11
96046	9906		57	13
96046	9911	5330-00-008-9183	57	9
96046	9912-B		57	2
96046	9915	4320-00-166-9849	57	10
96046	9916	5330-00-008-9184	57	11
96046	9933	5330-00-008-9185	57	8
48487	99M50-CS		69	15
0F6M5	A0009U 5HP		91	
0F6M5	A0050B		94	
0F6M5	A0050Z		95	
0F6M5	A0051N		18	
0F6M5	A0051N		93	
0F6M5	A0152H		59	
0F6M5	A1057A		18	
30882	B050BTZ13JK	5950-01-137-7837	72	4
30882	B050BTZ13JK 50VA 480/120V	5950-01-137-7837	56	4
59309	B120 1 1/2"	4820-01-268-5997	52	3
59309	B120 1"	4820-01-159-2833	52	4
59309	B120 2"	4820-00-810-4250	52	1
59309	B120 3/4"		52	11
59309	B322 1"		52	8
59309	B322 1"		69	4
59309	B322 1-1/2"		69	5
30882	B500BTZ13JK	5950-01-320-3927	92	3
98396	B878B		68	1
58177	BA-1\MA-1\BA-100		87	
1H720	BAB1015V		30	2
1H720	BAB1015V		31	2
1H720	BAB1020V		30	3
1H720	BAB1020V		31	3

Section V. Part Number Index

CAGE	PART	NSN	FIGNUM	ITEMNUM
1H720	BAB1040V		31	6
1H720	BAB2015V	5925-01-073-5772	31	4
1H720	BAB2020V	5925-01-414-7694	30	4
1H720	BAB2020V	5925-01-414-7694	31	5
1H720	BAB3060V		30	5
0TW70	BRF-210A		86	1
21204	CC-6005	6110-01-164-3686	18	11
21204	CC-6005	6110-01-164-3686	18	11
21204	CC-6030	2090-01-425-5990	6	1
21204	CC7139	2040-01-031-2069	7	7
1H720	CH115V		32	2
1H720	CH120GF	5925-01-144-9135	32	4
1H720	CH120V		32	3
10055	CH12431		18	
51918	CL9001-KR9R		18	7
50967	CMP R1TYB500 5"		25	
58923	D1-1759		77	5
58923	D11-257	5330-00-873-6746	77	8
58923	D15-44	5305-01-288-0069	77	17
58923	D16-114	4820-01-289-1466	77	18
58923	D2-1431		77	3
98396	D2078U		67	1
58923	D30-32	5315-00-619-4144	77	6
58923	D48-21	5315-00-855-7959	77	11
58923	D6-646		77	4
93232	D824 2.5" X 1.5" X 6 10HP		55	1
0GJW2	DF-185		97	6
76611	DF-464-5 24" X 18"		97	4
0GJW2	DF-512		97	5
0GJ58	DF-565-18 18" X 24"		8	1
76611	DFK-156-20-7-HE-FW		102	
0WF67	DSC 500		19	
1H720	EHD3015V	5925-00-083-6042	28	2
1H720	EHD3015V	5925-00-083-6042	29	2
1H720	EHD3015V	5925-00-083-6042	33	2
1H720	EHD3020V	5925-00-083-6045	29	3
1H720	EHD3020V	5925-00-083-6045	29	3
1H720	EHD3030V	5925-01-273-0711	28	4
1H720	EHD3030V	5925-01-273-0711	29	4
1H720	EHD3030V	5925-01-273-0711	33	3
01KG6	EPH5202X		18	
62028	ES-1		18	4
95405	F1018RV	6240-01-272-4028	35	2
95405	F20T12CW		39	2
95405	F20T12CW		41	2
95405	F40CW	6240-00-152-2987	40	2
95405	F40CW	6240-00-152-2987	42	2
76611	F654-1-2		97	7
3B100	F8T5		37	2
00624	FF9516-01 3/4HP		81	
46576	FIG 159-008-PL8	6350-00-256-9061	26	1

Section V. Part Number Index

CAGE	PART	NSN	FIGNUM	ITEMNUM
3B100	FM28		37	1
95405	FPS220	6210-01-197-0484	41	1
95405	FPS240	6210-01-206-0971	42	1
95405	FPS320 20WATT		39	1
95405	FPS340 40WATT		40	1
0JU33	FX-125	2040-01-357-9112	97	8
58923	G10-399	5360-01-286-1638	77	19
58923	G33-32	5330-01-288-9115	77	20
58923	G41-148	5325-00-608-9393	77	7
58923	G41-43	5325-00-871-4387	77	10
58923	G49-037275		77	13
58923	G49-037375		77	14
58923	G49-037500		77	15
95405	GKT6089-30.75 300-500W		36	6
62321	HJS1003		71	1
79051	HULL SPECIAL TOOLS		107	
95405	INX2149		36	5
95405	INX3193	5930-01-299-5564	37	4
95405	INX3521		36	7
4Z609	K9082VF-132M/4 10HP		99	
15434	KTA19-M3		9	
51571	M-100S		69	10
20794	MAHU-060		50	
15434	MAIN ENGINE SPECIAL TOOLS		106	
3B100	MC-253W	6230-01-272-4028	35	1
67121	MCR-12-3EN 4" LINE		100	
67121	MCR-18-10EN 6"LINE		98	
61208	MG5202		10	
93232	MOD-D-824 ITEM 1		55	3
93232	MOD-D-824 ITEM 14		55	4
93232	MOD-D-824 ITEM 212		55	11
93232	MOD-D-824 ITEM 32		55	6
93232	MOD-D-824 ITEM 40		55	7
93232	MOD-D-824 ITEM 46		55	8
93232	MOD-D-824 ITEM 65		55	9
93232	MOD-D-824 ITEM 7		55	13
93232	MOD-D-824 ITEM 773		55	12
93232	MOD-D-824 ITEM 80		55	10
23989	MODEL UR		64	
23989	MODEL WB		63	
42223	MPD-96 42GAL		69	18
4H017	MSA2 3"		15	2
4H017	MSA2 8"		14	2
58923	N2-799	4320-01-299-8485	77	12
58923	N24-154		77	9
58923	N3-340	4320-01-299-8486	77	16
58923	P1-552		77	2
66842	P22LPS03		56	8
66842	P22LPS03		58	5
66842	P22LPS03		62	5
66842	P22LPS03		78	5

Section V. Part Number Index

CAGE	PART	NSN	FIGNUM	ITEMNUM
66842	P22LPS04		56	10
66842	P22LPS04		58	7
66842	P22LPS04		62	7
66842	P22LPS04		78	6
0ACF4	P22LPS80		72	8
1H720	QBGF1015V	5925-01-237-7301	30	6
1H720	QBGF1020V		30	7
1H720	QBGF1020V		31	7
95405	QS1605 120VAC,500W		36	4
50967	R1TMC200F		25	
7H422	R40XX	5840-01-375-8725	20	
66682	R6F3-2M-ADS 115V		104	
01716	RFS11MP2 1100WATT		105	
55752	RK11028B	5330-01-052-9010	75	5
55752	RK11037A	4330-01-154-1161	75	10
55752	RK11341	5331-01-214-5090	75	8
55752	RK11734		75	9
55752	RK19476		75	11
55752	RK21069		75	6
66842	RR2KP-U-120VAC		92	7
66251	S1		54	2
21574	SBS-3	5920-01-442-0588	56	6
71424	SBS-3	5920-01-435-3862	72	6
71424	SBS-5		92	5
66842	SCNB24120UIJ FVNR	6110-01-438-6661	92	2
0ACF4	SFH21		72	3
66842	SFH28	5999-01-451-9060	58	8
66842	SFH28	5999-01-451-9060	62	8
66842	SFH28	5999-01-451-9060	78	2
66842	SFH37		58	3
66842	SFH37		62	3
66842	SFH44		56	3
66842	SR3P-06		92	8
79051	ST 95-310-01		16	
79051	ST-95-243-01		11	
0XMT9	ST-95-310-01		27	
0XMT9	ST-95-320-01 SHT 2 ITEM DP1		28	1
0XMT9	ST-95-320-01 SHT 2 ITEM DP2		29	1
0XMT9	ST-95-320-01 SHT 2 ITEM DP6		33	1
0XMT9	ST-95-320-01 SHT 3 ITEM DP3		30	1
0XMT9	ST-95-320-01 SHT 3 ITEM DP4		31	1
0XMT9	ST-95-320-01 SHT 3 ITEM DP5		32	1
7Y381	ST-95-514-01 (AC)		51	
7Y381	ST-95-514-01 (HEAT)		49	
79051	ST-95-529-01-1 ITEM F20		53	1
79051	ST-95-529-01-1 ITEM F21		53	2
79051	ST-95-529-01-1 ITEM F29		53	3
79051	ST-95-541-01-1 ITEM M3		74	4
79051	ST-95-541-01-1 ITEM M4		74	5
2F010	ST-95-555-01		88	
2F010	ST-95-555-02		89	

Section V. Part Number Index

CAGE	PART	NSN	FIGNUM	ITEMNUM
79051	ST-95-562-01		90	
79051	ST-95-600-04		18	
79051	ST-95-600-05		26	
79051	ST-95-690-01		103	1
79051	ST-95-690-01 ITEM F7		103	3
79051	ST-95-690-1 ITEM F6		103	2
79051	ST95-243-01 ITEM 1		11	5
61208	ST95-243-01 ITEM 6		11	4
79051	ST95-259-01 GENERATOR		15	
79051	ST95-259-01 MAIN		14	
79051	ST95-528-01-1 ITEM F7		60	4
79051	ST95-528-01-1 ITEM V1		60	1
79051	ST95-532-01-1 ITEM F18		66	3
79051	ST95-532-01-1 ITEM F20		66	1
79051	ST95-532-01-1 ITEM F22		66	2
79051	ST95-532-01-1 ITEM F24		66	4
79051	ST95-533-01-1 ITEM M9		69	8
79051	ST95-533-01-1 ITEM V-7		69	9
79051	ST95-562-01 SHT 1		96	12
79051	ST95-562-01 SHT 2		96	1
79051	ST95-562-01-1 ITEM 10		96	20
79051	ST95-562-01-1 ITEM 14		96	21
79051	ST95-562-01-1 ITEM 19		96	19
79051	ST95-562-01-1 ITEM 21		96	18
79051	ST95-562-01-1 ITEM 28		96	13
79051	ST95-562-01-1 ITEM 44		96	15
79051	ST95-562-01-1 ITEM 48		96	14
79051	ST95-562-01-1 ITEM 51		96	11
79051	ST95-562-01-1 ITEM 51		96	22
79051	ST95-562-01-1 ITEM 55		96	17
79051	ST95-562-01-1 ITEM 8		96	16
79051	ST95-562-01-2 ITEM 13		96	10
79051	ST95-562-01-2 ITEM 18		96	8
79051	ST95-562-01-2 ITEM 20		96	7
79051	ST95-562-01-2 ITEM 27		96	2
79051	ST95-562-01-2 ITEM 43		96	4
79051	ST95-562-01-2 ITEM 47		96	3
79051	ST95-562-01-2 ITEM 57		96	6
79051	ST95-562-01-2 ITEM 7		96	5
79051	ST95-562-01-2 ITEM 9		96	9
79051	ST95-600-01-1-1		107	3
79051	ST95-600-01-1-2		107	2
79051	ST95-600-01-1-3		107	1
79051	ST95-600-01-1-4		107	4
79051	ST95-600-04 ITEM 26		18	8
79051	ST95-611-01-1 ITEM 1		97	1
21204	ST95-624-01-2 ITEM W1		7	1
21204	ST95-624-01-2 ITEM W2		7	2
21204	ST95-624-01-2 ITEM W5		7	3
0BK85	ST95-624-01-2 ITEM W6		7	4
21204	ST95-624-01-2 ITEM W7		7	5

Section V. Part Number Index

CAGE	PART	NSN	FIGNUM	ITEMNUM
21204	ST95-624-01-2 ITEM W8		7	6
0ACF4	SXLB2120	6110-01-438-7925	58	2
0ACF4	SXLB2120	6110-01-438-7925	62	2
0ACF4	SXLB2120	6110-01-438-7925	72	2
0XMT9	SXLB2480 2HP		78	1
66842	SXLC2120		56	2
9V944	TYPE 37 59"		13	1
79051	VT350 2 1/2"		54	6
3B100	WLRA1		38	2
3B100	WLRS1	5975-01-084-0987	38	4
10741	X9398-RF 500W	6230-01-270-3725	24	
51918	XAL B371		18	3

Section VI. Figure and Item Number Index

FIGNUM	ITEMNUM	NSN	CAGE	PART
1	1		64747	1113-0301 LHR 24" X 72"
2	1		64747	1113-0301 RHR 24" X 72"
3	1		0GJ58	104 LH 36" X 60"
3	2		0GJ58	104 RH 36" X 60"
4	1		0GJ58	104 RH 24" X 60"
5	1		0GJ58	104 RH 30" X 60"
5	2		0GJ58	104 LH 30" X 60"
5	3		0GJ58	104 RH 30" X 50"
6	1	2090-01-425-5990	21204	CC-6030
7	1		21204	ST95-624-01-2 ITEM W1
7	2		21204	ST95-624-01-2 ITEM W2
7	3		21204	ST95-624-01-2 ITEM W5
7	4		0BK85	ST95-624-01-2 ITEM W6
7	5		21204	ST95-624-01-2 ITEM W7
7	6		21204	ST95-624-01-2 ITEM W8
7	7	2040-01-031-2069	21204	CC7139
8	1		0GJ58	DF-565-18 18" X 24"
8	2		0GJ58	307 15 X 23
8	3		0GJ58	401 18"
8	4		0GJ58	201 24" X 24"
9			15434	KTA19-M3
9			0BK85	39"H X 40"W
10			61208	MG5202
11			79051	ST-95-243-01
11	1		0GTL8	58.5" DIA X 59" PITCH (4RH)
11	1		0GTL8	58.5" DIA X 59" PITCH (4LH)
11	2		79051	1788IR-500 5"
11	3		0BY54	5" X 6 - 3/4" CODE EARTH
11	4		61208	ST95-243-01 ITEM 6
11	5		79051	ST95-243-01 ITEM 1
12			10055	2707
13	1		9V944	TYPE 37 59"
14			79051	ST95-259-01 MAIN
14	1		29573	3025E SERIES 6"
14	2		4H017	MSA2 8"
14	3		79051	9800 8"
14	4		79051	9800 6"
15			79051	ST95-259-01 GENERATOR
15	1		29573	3025E SERIES 3"
15	2		4H017	MSA2 3"
15	3		79051	9800 3"
16			79051	ST 95-310-01
16			44940	55MCGGA
17			15434	6B59G1
18			01KG6	EPH5202X
18			10055	CH12431
18			0F6M5	A0051N
18			0F6M5	A1057A
18			10055	760
18			79051	ST-95-600-04
18	1		03479	97-69-0340

Section VI. Figure and Item Number Index

FIGNUM	ITEMNUM	NSN	CAGE	PART
18	10		23657	366-H
18	11	6110-01-164-3686	21204	CC-6005
18	11	6110-01-164-3686	21204	CC-6005
18	2		0F6M5	262601
18	3		51918	XAL B371
18	4		62028	ES-1
18	5	5930-00-650-3832	88869	10250T101
18	6	4210-00-473-5975	0KDP7	871403
18	7		51918	CL9001-KR9R
18	8		79051	ST95-600-04 ITEM 26
18	9	5985-00-974-5834	23657	396-1
19			0WF67	DSC 500
20		5840-01-375-8725	7H422	R40XX
23	1	5985-01-329-7763	23657	4242-MK1
24		6230-01-270-3725	10741	X9398-RF 500W
25			50967	R1TMC200F
25			50967	CMP R1TYB500 5"
26			79051	ST-95-600-05
26	1	6350-00-256-9061	46576	FIG 159-008-PL8
26	2		64189	11017
27			0XMT9	ST-95-310-01
27			0XMT9	97186
28	1		0XMT9	ST-95-320-01 SHT 2 ITEM DP1
28	2	5925-00-083-6042	1H720	EHD3015V
28	4	5925-01-273-0711	1H720	EHD3030V
29	1		0XMT9	ST-95-320-01 SHT 2 ITEM DP2
29	2	5925-00-083-6042	1H720	EHD3015V
29	3	5925-00-083-6045	1H720	EHD3020V
29	3	5925-00-083-6045	1H720	EHD3020V
29	4	5925-01-273-0711	1H720	EHD3030V
30	1		0XMT9	ST-95-320-01 SHT 3 ITEM DP3
30	2		1H720	BAB1015V
30	3		1H720	BAB1020V
30	4	5925-01-414-7694	1H720	BAB2020V
30	5		1H720	BAB3060V
30	6	5925-01-237-7301	1H720	QBGF1015V
30	7		1H720	QBGF1020V
31	1		0XMT9	ST-95-320-01 SHT 3 ITEM DP4
31	2		1H720	BAB1015V
31	3		1H720	BAB1020V
31	4	5925-01-073-5772	1H720	BAB2015V
31	5	5925-01-414-7694	1H720	BAB2020V
31	6		1H720	BAB1040V
31	7		1H720	QBGF1020V
32	1		0XMT9	ST-95-320-01 SHT 3 ITEM DP5
32	2		1H720	CH115V
32	3		1H720	CH120V
32	4	5925-01-144-9135	1H720	CH120GF
33	1		0XMT9	ST-95-320-01 SHT 2 ITEM DP6
33	2	5925-00-083-6042	1H720	EHD3015V
33	3	5925-01-273-0711	1H720	EHD3030V

Section VI. Figure and Item Number Index

FIGNUM	ITEMNUM	NSN	CAGE	PART
34	1		95405	2592B-125
34	2		95405	707B
34	3		95405	706B
35	1	6230-01-272-4028	3B100	MC-253W
35	2	6240-01-272-4028	95405	F1018RV
43	4		3B100	5320
36	1		95405	702 (CLEAR) 150WATT
36	2		95405	702 (RED) 150WATT
36	3		95405	701 (BLUE) 150WATT
36	4		95405	QS1605 120VAC,500W
36	5		95405	INX2149
36	6		95405	GKT6089-30.75 300-500W
36	7		95405	INX3521
37	1		3B100	FM28
37	2		3B100	F8T5
37	3		95405	861A
37	4	5930-01-299-5564	95405	INX3193
38	1		95405	1891I
38	2		3B100	WLRA1
38	3		95405	4354I
38	4	5975-01-084-0987	3B100	WLRS1
39	1		95405	FPS320 20WATT
39	2		95405	F20T12CW
40	1		95405	FPS340 40WATT
40	2	6240-00-152-2987	95405	F40CW
41	1	6210-01-197-0484	95405	FPS220
41	2		95405	F20T12CW
42	1	6210-01-206-0971	95405	FPS240
42	2	6240-00-152-2987	95405	F40CW
43	1		95405	5335-0
43	2	6110-01-385-8432	95405	571-A
43	3		3B100	5352I
44	1	6240-01-340-4515	46576	1130A00
44	10	6240-01-385-9531	46576	374-002 CLR
44	11	6240-01-340-4511	46576	1129MA0
44	12	6240-01-385-9531	46576	374-002 CLR
44	13	6240-01-340-4516	46576	1130RA0
44	14	6240-01-385-9531	46576	374-002 CLR
44	2	6240-01-385-9531	46576	374-002 CLR
44	3	6240-01-340-4513	46576	1128A00
44	4	6240-01-385-9531	46576	374-002 CLR
44	5	6240-01-340-4512	46576	1127RA0
44	6	6240-01-385-9531	46576	374-002 CLR
44	7	6240-01-340-4517	46576	1127GA0
44	8	6240-01-385-9531	46576	374-002 CLR
44	9	6240-01-340-4514	46576	1129A00
45			7M258	93-24405E-A
46			37958	8M05-LOUDHAILER
47			37958	8M05-INTERCOM
48			37958	8M05-ALARM
49			7Y381	ST-95-514-01 (HEAT)

Section VI. Figure and Item Number Index

FIGNUM	ITEMNUM	NSN	CAGE	PART
50			20794	MAHU-060
50			80352	01-32-WJ4
50		4140-01-347-8497	80352	44-24-DK3
51			7Y381	ST-95-514-01 (AC)
52	1	4820-00-810-4250	59309	B120 2"
52	10		59309	1258 1-1/2"
52	11		59309	B120 3/4"
52	2		0E9K9	171N 2"
52	3	4820-01-268-5997	59309	B120 1 1/2"
52	4	4820-01-159-2833	59309	B120 1"
52	5		59309	1258 2"
52	6		59309	1258 3/4"
52	7		0E9K9	171N 1/4"
52	8		59309	B322 1"
52	9		0E9K9	171N 3"
53	1		79051	ST-95-529-01-1 ITEM F20
53	2		79051	ST-95-529-01-1 ITEM F21
53	3		79051	ST-95-529-01-1 ITEM F29
53	4	4720-00-882-1379	01276	2661-16 1" X 4" LG
54	1		79051	44AP5 1 1/2" I.D. X 50'
54	2		66251	S1
54	3		2V507	3848K4 0-160 PSI
54	4		79051	02464 1 1/2" W/1/2" ORIFICE
54	5		2V507	3282K6-16 1/2"
54	6		79051	VT350 2 1/2"
55	1		93232	D824 2.5" X 1.5" X 6 10HP
55	10		93232	MOD-D-824 ITEM 80
55	11		93232	MOD-D-824 ITEM 212
55	12		93232	MOD-D-824 ITEM 773
55	13		93232	MOD-D-824 ITEM 7
55	14		93232	213JM M323/213TTDW 7022MOD
55	15		93232	95935100-M3112
55	2		93232	98091175-M3428
55	3		93232	MOD-D-824 ITEM 1
55	4		93232	MOD-D-824 ITEM 14
55	5		93232	95940701-M3470
55	6		93232	MOD-D-824 ITEM 32
55	7		93232	MOD-D-824 ITEM 40
55	8		93232	MOD-D-824 ITEM 46
55	9		93232	MOD-D-824 ITEM 65
56	1		0XMT9	97218 10HP, 40V, 3PH, 60HZ
56	10		66842	P22LPS04
56	11	5940-00-752-0372	71785	6-141
56	2		66842	SXLC2120
56	3		66842	SFH44
56	4	5950-01-137-7837	30882	B050BTZ13JK 50VA 480/120V
56	5		21574	30312 2P
56	6	5920-01-442-0588	21574	SBS-3
56	7	5930-01-341-4833	66842	3SB02-PFG10 (GRN)
56	8		66842	P22LPS03
56	9		66842	3SB02-PFR01 (RED)

Section VI. Figure and Item Number Index

FIGNUM	ITEMNUM	NSN	CAGE	PART
57	1	4320-01-169-9684	96046	350G6-2-AB 2 X 2-1/2
57	10	4320-00-166-9849	96046	9915
57	11	5330-00-008-9184	96046	9916
57	12	4320-01-249-0525	96046	22063
57	13		96046	9906
57	2		96046	9912-B
57	3		96046	22150-A
57	4	5305-01-269-1489	96046	3289
57	5	5305-01-075-8191	96046	1928
57	6	5305-01-260-9111	96046	1928-A
57	7	5310-01-260-3220	96046	22105
57	8	5330-00-008-9185	96046	9933
57	9	5330-00-008-9183	96046	9911
58	1		0XMT9	97219 5HP 460V 3PH 60HZ
58	2	6110-01-438-7925	0ACF4	SXLB2120
58	3		66842	SFH37
58	4	5930-01-341-4833	66842	3SB02-PFG10 (GRN)
58	5		66842	P22LPS03
58	6		66842	3SB02-PFR01 (RED)
58	7		66842	P22LPS04
58	8	5999-01-451-9060	66842	SFH28
59			0F6M5	A0152H
59	1		17252	125F-B 2"
59	2		17252	165F-B 3"
59	3		50068	16A 3700GPM,24V
59	4		50068	37 24V
59	5		2V507	9679K32 1 1/2"
59	6		17252	125F-B 1"
60	1		79051	ST95-528-01-1 ITEM V1
60	2	4820-01-379-2126	59309	13322 1 1/2"
60	3		0E9K9	171N 1-1/2"
60	4		79051	ST95-528-01-1 ITEM F7
60	5		2V507	3700K13 1/2"V, 5/8"GLASS
61	1		16327	2P375 208-220/440
61	10		16327	1696-049-90
61	11		16327	2105-019-01 0.75HP
61	12		16327	2105-037-00
61	13		16327	1784-003-00
61	14		16327	2105-010-00
61	15		16327	2105-018-01
61	16		16327	1719-000-00 1/4-20 X 3/4"
61	17		16327	1768-000-00 1/8"
61	18		16327	2105-042-00
61	19		16327	1788-000-00
61	2		16327	3N724 3/4HP, 3PH
61	20		16327	1712-020-00
61	3		16327	3890-032-09
61	4		16327	1793-008-00 3/8"
61	5		16327	1755-001-00
61	6		16327	2105-017-01
61	7		16327	1715-002-00

Section VI. Figure and Item Number Index

FIGNUM	ITEMNUM	NSN	CAGE	PART
61	8		16327	2105-023-00
61	9		16327	1806-044-90
62	1		0XMT9	97219
62	2	6110-01-438-7925	0ACF4	SXLB2120
62	3		66842	SFH37
62	4	5930-01-341-4833	66842	3SB02-PFG10 (GREEN)
62	5		66842	P22LPS03
62	6		66842	3SB02-PFR01 (RED)
62	7		66842	P22LPS04
62	8	5999-01-451-9060	66842	SFH28
63			23989	MODEL WB
64			23989	MODEL UR
65			0F6M5	302573
66	1		79051	ST95-532-01-1 ITEM F20
66	2		79051	ST95-532-01-1 ITEM F22
66	3		79051	ST95-532-01-1 ITEM F18
66	4		79051	ST95-532-01-1 ITEM F24
66	5		79051	5285K57 4" X 12"
66	6		79051	5296K42 2" X 6"
66	7		79051	54235K59 2"
66	8		79051	54235K67 4"
67	1		98396	D2078U
67	2		98396	1744C 3/4"
67	3		98396	2872
67	4		98396	1915
67	5		98396	28745
67	6		98396	1885
67	7		98396	1891
67	8		98396	1894A
68	1		98396	B878B
68	2		98396	1545A 1/4"
68	3		98396	1818
68	4		98396	1674
68	5		98396	1274S
68	6		98396	1214A
68	7		98396	1891
68	8		98396	1885
69	1		0E9K9	171N 1"
69	10		51571	M-100S
69	11		2V507	4791K42
69	12		2V507	4728K12 3/4"
69	13		2V507	54235K58
69	14		2V507	52915K11
69	15		48487	99M50-CS
69	16		2V507	384K4
69	17		2V507	2657K12
69	18		42223	MPD-96 42GAL
69	2		0E9K9	171N 1-1/2"
69	3		0E9K9	171N 3/4"
69	4		59309	B322 1"
69	5		59309	B322 1-1/2"

Section VI. Figure and Item Number Index

FIGNUM	ITEMNUM	NSN	CAGE	PART
69	6		0BAC1	4X563
69	7		2V507	47685K14
69	8		79051	ST95-533-01-1 ITEM M9
69	9		79051	ST95-533-01-1 ITEM V-7
70			17702	6E733
71	1		62321	HJS1003
71	10		62321	8746
71	11		62321	8747
71	12		62321	8988
71	13		62321	9743
71	14		62321	4707-K
71	15		62321	9744
71	16		62321	27756
71	2		62321	27806 1HP
71	3		62321	74929
71	4		62321	97037
71	5		62321	09589
71	6		62321	34340
71	7		62321	09745
71	8		62321	08514
71	9		62321	3787
72	1		0XMT9	97220 1HP
72	2	6110-01-438-7925	0ACF4	SXLB2120
72	3		0ACF4	SFH21
72	4	5950-01-137-7837	30882	B050BTZ13JK
72	5	5920-01-439-0730	71424	30312 2POLE
72	6	5920-01-435-3862	71424	SBS-3 3AMP
72	7	5930-01-341-4827	66842	3SB02-3MKBX25 3POSITION
72	8		0ACF4	P22LPS80
72	9	5940-00-752-0372	71785	6-141
73			0F6M5	302573
74	1		59309	1258 1/2"
74	2		0E9K9	171N 1"
74	3		0E9K9	171N 1/2"
74	4		79051	ST-95-541-01-1 ITEM M3
74	5		79051	ST-95-541-01-1 ITEM M4
74	6		2V507	3713K3
74	7		2V507	3848K4
74	8		79051	2"
75	1		55752	75/900MAX
75	10	4330-01-154-1161	55752	RK11037A
75	11		55752	RK19476
75	2	5330-01-147-6003	55752	11350
75	3	5330-01-046-1990	55752	11007
75	4		79396	33209
75	5	5330-01-052-9010	55752	RK11028B
75	6		55752	RK21069
75	7	4330-01-200-9388	55752	11040
75	8	5331-01-214-5090	55752	RK11341
75	9		55752	RK11734
76	1		05644	11076-29

Section VI. Figure and Item Number Index

FIGNUM	ITEMNUM	NSN	CAGE	PART
76	10		15472	64092-35
76	11	5330-01-126-0864	15472	98801-01
76	12		15472	67363-04
76	13	2940-00-411-9931	15472	22118-34
76	14	4330-01-221-5691	15472	23908-00
76	2	4330-00-414-6286	15472	22183-03
76	3		15472	98800-04
76	4	4330-00-448-7511	15472	22114-05
76	5	5330-00-882-1398	15472	22120-31
76	6	3040-01-199-7942	15472	32754-32
76	7		15472	31784-32
76	8	5365-00-378-2662	15472	25869-00
76	9	5365-01-336-7662	15472	30094-32
77	1		58923	2AM12 2HP
77	10	5325-00-871-4387	58923	G41-43
77	11	5315-00-855-7959	58923	D48-21
77	12	4320-01-299-8485	58923	N2-799
77	13		58923	G49-037275
77	14		58923	G49-037375
77	15		58923	G49-037500
77	16	4320-01-299-8486	58923	N3-340
77	17	5305-01-288-0069	58923	D15-44
77	18	4820-01-289-1466	58923	D16-114
77	19	5360-01-286-1638	58923	G10-399
77	2		58923	P1-552
77	20	5330-01-288-9115	58923	G33-32
77	3		58923	D2-1431
77	4		58923	D6-646
77	5		58923	D1-1759
77	6	5315-00-619-4144	58923	D30-32
77	7	5325-00-608-9393	58923	G41-148
77	8	5330-00-873-6746	58923	D11-257
77	9		58923	N24-154
78	1		0XMT9	SXLB2480 2HP
78	2	5999-01-451-9060	66842	SFH28
78	3	5930-01-341-4833	66842	3SB02-PFG10 (GREEN)
78	4		66842	3SB02-PFR01 (RED)
78	5		66842	P22LPS03
78	6		66842	P22LPS04
79	1		2V507	47095K96 1 1/2"
80	1		0E9K9	171N 1"
81			00624	FF9516-01 3/4HP
82	1		2V507	3713K3
83			0F6M5	302573
84	1		99197	3713K3
84	2		0E9K9	171N 1"
84	3		79051	821069 3/4"
85			0TW02	96504A 115VAC
86	1		0TW70	BRF-210A
87			58177	BA-1\MA-1\BA-100
88			2F010	ST-95-555-01

Section VI. Figure and Item Number Index


FIGNUM	ITEMNUM	NSN	CAGE	PART
89			2F010	ST-95-555-02
90			79051	ST-95-562-01
91			0F6M5	A0009U 5HP
92	1		0XMT9	97216
92	2	6110-01-438-6661	66842	SCNB24120UIJ FVNR
92	3	5950-01-320-3927	30882	B500BTZ13JK
92	4	5920-01-439-0730	71424	30312
92	5		71424	SBS-5
92	6	5930-01-341-4827	66842	3SB02-3MKBX25
92	7		66842	RR2KP-U-120VAC
92	8		66842	SR3P-06
92	9	5940-00-549-8148	71785	12-141
93			0F6M5	A0051N
94			0F6M5	A0050B
95			0F6M5	A0050Z
96	1		79051	ST95-562-01 SHT 2
96	10		79051	ST95-562-01-2 ITEM 13
96	11		79051	ST95-562-01-1 ITEM 51
96	12		79051	ST95-562-01 SHT 1
96	13		79051	ST95-562-01-1 ITEM 28
96	14		79051	ST95-562-01-1 ITEM 48
96	15		79051	ST95-562-01-1 ITEM 44
96	16		79051	ST95-562-01-1 ITEM 8
96	17		79051	ST95-562-01-1 ITEM 55
96	18		79051	ST95-562-01-1 ITEM 21
96	19		79051	ST95-562-01-1 ITEM 19
96	2		79051	ST95-562-01-2 ITEM 27
96	20		79051	ST95-562-01-1 ITEM 10
96	21		79051	ST95-562-01-1 ITEM 14
96	22		79051	ST95-562-01-1 ITEM 51
96	3		79051	ST95-562-01-2 ITEM 47
96	4		79051	ST95-562-01-2 ITEM 43
96	5		79051	ST95-562-01-2 ITEM 7
96	6		79051	ST95-562-01-2 ITEM 57
96	7		79051	ST95-562-01-2 ITEM 20
96	8		79051	ST95-562-01-2 ITEM 18
96	9		79051	ST95-562-01-2 ITEM 9
97	1		79051	ST95-611-01-1 ITEM 1
97	2		8G706	201 24" X 24"
97	3		8G706	212 24" X 18"
97	4		76611	DF-464-5 24" X 18"
97	5		0GJW2	DF-512
97	6		0GJW2	DF-185
97	7		76611	F654-1-2
97	8	2040-01-357-9112	0JU33	FX-125
98			67121	MCR-18-10EN 6"LINE
99			4Z609	K9082VF-132M/4 10HP
100			67121	MCR-12-3EN 4" LINE
101			4Z609	100L/4
102			76611	DFK-156-20-7-HE-FW
103	1		79051	ST-95-690-01

Section VI. Figure and Item Number Index

FIGNUM	ITEMNUM	NSN	CAGE	PART
103	2		79051	ST-95-690-1 ITEM F6
103	3		79051	ST-95-690-01 ITEM F7
103	4		0B7Y9	1019677
103	5		0B7Y9	1019711
104			66682	R6F3-2M-ADS 115V
105			01716	RFS11MP2 1100WATT
106			15434	MAIN ENGINE SPECIAL TOOLS
107			79051	HULL SPECIAL TOOLS
107	1		79051	ST95-600-01-1-3
107	2		79051	ST95-600-01-1-2
107	3		79051	ST95-600-01-1-1
107	4		79051	ST95-600-01-1-4

By Order of the Secretary of the Army:

Official:


JOEL B. HUDSON
*Administrative Assistant to the
Secretary of the Army*
0223802

ERIC K. SHINSEKI
*General, United States Army
Chief of Staff*

DISTRIBUTION: To be distributed in accordance with the initial distribution number (IDN) 256577, requirements for TM 55-1925-236-24P.

☆U.S. GOVERNMENT PRINTING OFFICE:2002-746-025/01643

RECOMMENDED CHANGES TO PUBLICATIONS AND BLANK FORMS For use of this form, see AR 25-30; the proponent agency is OAASA						Use Part II (reverse) for Repair Parts and Special Tool Lists (RPSTL) and Supply Catalogs/Supply Manuals (SC/SM).	DATE
TO: (Forward to proponent of publication or form) (Include ZIP Code)						FROM: (Activity and location) (Include ZIP Code)	
PART I - ALL PUBLICATIONS (EXCEPT RPSTL AND SC/SM) AND BLANK FORMS							
PUBLICATION/FORM NUMBER						DATE	TITLE
ITEM	PAGE	PARA-	LINE	FIGURE NO.	TABLE	RECOMMENDED CHANGES AND REASON	
TYPED NAME, GRADE OR TITLE						TELEPHONE EXCHANGE/AUTOVON, PLUS EXTENSION	SIGNATURE

TO: <i>(Forward direct to addressee listed in publication)</i>	FROM: <i>(Activity and location) (Include ZIP Code)</i>	DATE
---	--	-------------

PART II - REPAIR PARTS AND SPECIAL TOOL LISTS AND SUPPLY CATALOGS/SUPPLY MANUALS

PUBLICATION NUMBER	DATE	TITLE
---------------------------	-------------	--------------

PAGE NO.	COLM NO.	LINE NO.	NATIONAL STOCK NUMBER	REFERENCE NO.	FIGURE NO.	ITEM NO.	TOTAL NO. OF MAJOR ITEMS SUPPORTED	RECOMMENDED ACTION

PART III - REMARKS *(Any general remarks or recommendations, or suggestions for improvement of publications and blank forms. Additional blank sheets may be used if more space is needed.)*

TYPED NAME, GRADE OR TITLE	TELEPHONE EXCHANGE/AUTOVON, PLUS EXTENSION	SIGNATURE
-----------------------------------	---	------------------

RECOMMENDED CHANGES TO PUBLICATIONS AND BLANK FORMS For use of this form, see AR 25-30; the proponent agency is OAASA						Use Part II (reverse) for Repair Parts and Special Tool Lists (RPSTL) and Supply Catalogs/Supply Manuals (SC/SM).	DATE
TO: (Forward to proponent of publication or form) (Include ZIP Code)						FROM: (Activity and location) (Include ZIP Code)	
PART I - ALL PUBLICATIONS (EXCEPT RPSTL AND SC/SM) AND BLANK FORMS							
PUBLICATION/FORM NUMBER						DATE	TITLE
ITEM	PAGE	PARA-	LINE	FIGURE NO.	TABLE	RECOMMENDED CHANGES AND REASON	
TYPED NAME, GRADE OR TITLE						TELEPHONE EXCHANGE/AUTOVON, PLUS EXTENSION	SIGNATURE

TO: <i>(Forward direct to addressee listed in publication)</i>	FROM: <i>(Activity and location) (Include ZIP Code)</i>	DATE
---	--	-------------

PART II - REPAIR PARTS AND SPECIAL TOOL LISTS AND SUPPLY CATALOGS/SUPPLY MANUALS

PUBLICATION NUMBER	DATE	TITLE
---------------------------	-------------	--------------

PAGE NO.	COLM NO.	LINE NO.	NATIONAL STOCK NUMBER	REFERENCE NO.	FIGURE NO.	ITEM NO.	TOTAL NO. OF MAJOR ITEMS SUPPORTED	RECOMMENDED ACTION

PART III - REMARKS *(Any general remarks or recommendations, or suggestions for improvement of publications and blank forms. Additional blank sheets may be used if more space is needed.)*

--

TYPED NAME, GRADE OR TITLE	TELEPHONE EXCHANGE/AUTOVON, PLUS EXTENSION	SIGNATURE
-----------------------------------	---	------------------

RECOMMENDED CHANGES TO PUBLICATIONS AND BLANK FORMS For use of this form, see AR 25-30; the proponent agency is OAASA						Use Part II (reverse) for Repair Parts and Special Tool Lists (RPSTL) and Supply Catalogs/Supply Manuals (SC/SM).	DATE
TO: (Forward to proponent of publication or form) (Include ZIP Code)						FROM: (Activity and location) (Include ZIP Code)	
PART I - ALL PUBLICATIONS (EXCEPT RPSTL AND SC/SM) AND BLANK FORMS							
PUBLICATION/FORM NUMBER						DATE	TITLE
ITEM	PAGE	PARA-	LINE	FIGURE NO.	TABLE	RECOMMENDED CHANGES AND REASON	
TYPED NAME, GRADE OR TITLE					TELEPHONE EXCHANGE/AUTOVON, PLUS EXTENSION		SIGNATURE

TO: <i>(Forward direct to addressee listed in publication)</i>	FROM: <i>(Activity and location) (Include ZIP Code)</i>	DATE
---	--	-------------

PART II - REPAIR PARTS AND SPECIAL TOOL LISTS AND SUPPLY CATALOGS/SUPPLY MANUALS

PUBLICATION NUMBER	DATE	TITLE
---------------------------	-------------	--------------

PAGE NO.	COLM NO.	LINE NO.	NATIONAL STOCK NUMBER	REFERENCE NO.	FIGURE NO.	ITEM NO.	TOTAL NO. OF MAJOR ITEMS SUPPORTED	RECOMMENDED ACTION

PART III - REMARKS *(Any general remarks or recommendations, or suggestions for improvement of publications and blank forms. Additional blank sheets may be used if more space is needed.)*

--

TYPED NAME, GRADE OR TITLE	TELEPHONE EXCHANGE/AUTOVON, PLUS EXTENSION	SIGNATURE
-----------------------------------	---	------------------

RECOMMENDED CHANGES TO PUBLICATIONS AND BLANK FORMS For use of this form, see AR 25-30; the proponent agency is OAASA						Use Part II (reverse) for Repair Parts and Special Tool Lists (RPSTL) and Supply Catalogs/Supply Manuals (SC/SM).	DATE
TO: (Forward to proponent of publication or form) (Include ZIP Code)						FROM: (Activity and location) (Include ZIP Code)	
PART I - ALL PUBLICATIONS (EXCEPT RPSTL AND SC/SM) AND BLANK FORMS							
PUBLICATION/FORM NUMBER						DATE	TITLE
ITEM	PAGE	PARA-	LINE	FIGURE NO.	TABLE	RECOMMENDED CHANGES AND REASON	
TYPED NAME, GRADE OR TITLE						TELEPHONE EXCHANGE/AUTOVON, PLUS EXTENSION	SIGNATURE

TO: <i>(Forward direct to addressee listed in publication)</i>	FROM: <i>(Activity and location) (Include ZIP Code)</i>	DATE
---	--	-------------

PART II - REPAIR PARTS AND SPECIAL TOOL LISTS AND SUPPLY CATALOGS/SUPPLY MANUALS

PUBLICATION NUMBER	DATE	TITLE
---------------------------	-------------	--------------

PAGE NO.	COLM NO.	LINE NO.	NATIONAL STOCK NUMBER	REFERENCE NO.	FIGURE NO.	ITEM NO.	TOTAL NO. OF MAJOR ITEMS SUPPORTED	RECOMMENDED ACTION

PART III - REMARKS *(Any general remarks or recommendations, or suggestions for improvement of publications and blank forms. Additional blank sheets may be used if more space is needed.)*

TYPED NAME, GRADE OR TITLE	TELEPHONE EXCHANGE/AUTOVON, PLUS EXTENSION	SIGNATURE
-----------------------------------	---	------------------

The Metric System and Equivalents

Linear Measure

1 centimeter = 10 millimeters = .39 inch
 1 decimeter = 10 centimeters = 3.94 inches
 1 meter = 10 decimeters = 39.37 inches
 1 dekameter = 10 meters = 32.8 feet
 1 hectometer = 10 dekameters = 328.08 feet
 1 kilometer = 10 hectometers = 3,280.8 feet

Weights

1 centigram = 10 milligrams = .15 grain
 1 decigram = 10 centigrams = 1.54 grains
 1 gram = 10 decigrams = .035 ounce
 1 dekagram = 10 grams = .35 ounce
 1 hectogram = 10 dekagrams = 3.52 ounces
 1 kilogram = 10 hectograms = 2.2 pounds
 1 quintal = 100 kilograms = 220.46 pounds
 1 metric ton = 10 quintals = 1.1 short tons

Liquid Measure

1 centiliter = 10 milliliters = .34 fl. ounce
 1 deciliter = 10 centiliters = 3.38 fl. ounces
 1 liter = 10 deciliters = 33.81 fl. ounces
 1 dekaliter = 10 liters = 2.64 gallons
 1 hectoliter = 10 dekaliters = 26.42 gallons
 1 kiloliter = 10 hectoliters = 264.18 gallons

Square Measure

1 sq. centimeter = 100 sq. millimeters = .155 sq. inch
 1 sq. decimeter = 100 sq. centimeters = 15.5 sq. inches
 1 sq. meter (centare) = 100 sq. decimeters = 10.76 sq. feet
 1 sq. dekameter (are) = 100 sq. meters = 1,076.4 sq. feet
 1 sq. hectometer (hectare) = 100 sq. dekameters = 2.47 acres
 1 sq. kilometer = 100 sq. hectometers = .386 sq. mile

Cubic Measure

1 cu. centimeter = 1000 cu. millimeters = .06 cu. inch
 1 cu. decimeter = 1000 cu. centimeters = 61.02 cu. inches
 1 cu. meter = 1000 cu. decimeters = 35.31 feet

Approximate Conversion Factors

<i>To change</i>	<i>To</i>	<i>Multiply by</i>	<i>To change</i>	<i>To</i>	<i>Multiply by</i>
inches	centimeters	2.540	ounce-inches	newton-meters	.007062
feet	meters	.305	centimeters	inches	.394
yards	meters	.914	meters	feet	3.280
miles	kilometers	1.609	meters	yards	1.094
square inches	square centimeters	6.451	kilometers	miles	.621
square feet	square meters	.093	square centimeters	square inches	.155
square yards	square meters	.836	square meters	square feet	10.764
square miles	square kilometers	2.590	square meters	square yards	1.196
acres	square hectometers	.405	square kilometers	square miles	.386
cubic feet	cubic meters	.028	square hectometers	acres	2.471
cubic yards	cubic meters	.765	cubic meters	cubic feet	35.315
fluid ounces	milliliters	29.573	cubic meters	cubic yards	1.308
pints	liters	.473	milliliters	fluid ounces	.034
quarts	liters	.946	liters	pints	2.113
gallons	liters	3.785	liters	quarts	1.057
ounces	grams	28.349	liters	gallons	.264
pounds	kilograms	.454	grams	ounces	.035
short tons	metric tons	.907	kilograms	pounds	2.205
pound-feet	newton-meters	1.356	metric tons	short tons	1.102
pound-inches	newton-meters	.11296			

Temperature (Exact)

°F	Fahrenheit temperature	5/9 (after subtracting 32)	Celsius temperature	°C
----	---------------------------	-------------------------------	------------------------	----

